

## District of Columbia Fire and EMS Department

Suspected Opioid Cases Detailing Narcan Use and Cardiac Arrests (5/1/2017 to 9/17/2018)

| SUSPECTED OPIOID CASES |                               |              |
|------------------------|-------------------------------|--------------|
| TYPE                   | NARCAN USE                    | COUNT        |
| ALL Cases              | Narcan Used                   | 900          |
| ALL Cases              | Narcan <b>NOT</b> Used        | 1,719        |
| <b>ALL Cases</b>       | <b>Suspected Opioid (ALL)</b> | <b>2,619</b> |

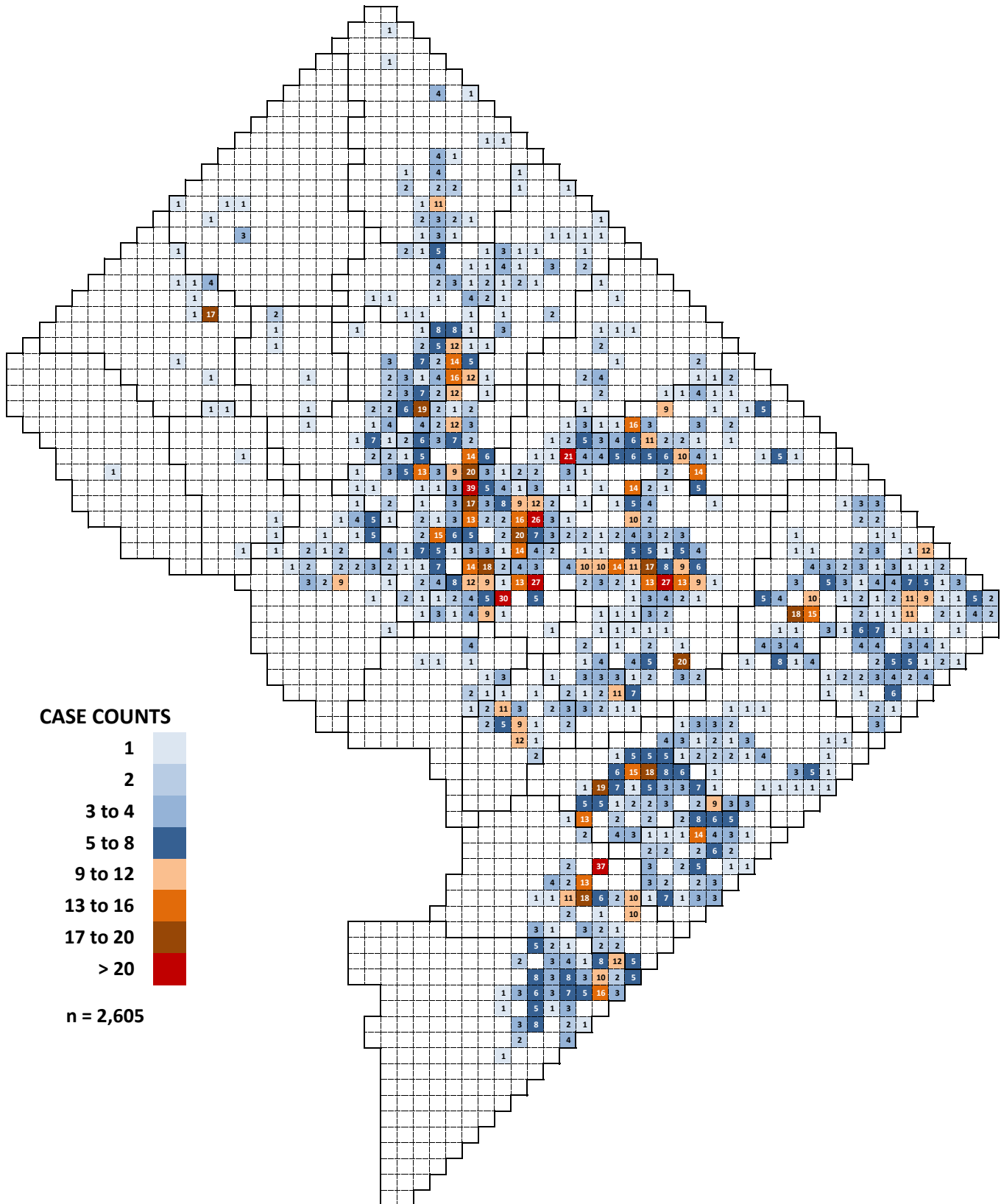
| SUSPECTED OPIOID CASES (ALL) |                               |              |
|------------------------------|-------------------------------|--------------|
| TYPE                         | DESCRIPTION                   | MEASURE      |
| ALL Cases                    | Mean (Daily)                  | 5            |
| ALL Cases                    | Median (Daily)                | 5            |
| ALL Cases                    | Mode (Daily)                  | 5            |
| ALL Cases                    | Max Case Count (Daily)        | 15           |
| ALL Cases                    | Min Case Count (Daily)        | 0            |
| ALL Cases                    | 90TH% Case Count (Daily)      | 9            |
| ALL Cases                    | +2 SD Case Count (Daily)      | 11           |
| <b>ALL Cases</b>             | <b>Suspected Opioid Cases</b> | <b>2,619</b> |

| SUSPECTED OPIOID CASES - CPR or DEATH Indicated |                               |           |
|---|-------------------------------|-----------|
| TYPE  | NARCAN USE                    | COUNT     |
| ARREST Cases                                    | Narcan Used                   | 23        |
| ARREST Cases                                    | Narcan <b>NOT</b> Used        | 19        |
| <b>ARREST Cases</b>                             | <b>Suspected Opioid (ALL)</b> | <b>42</b> |

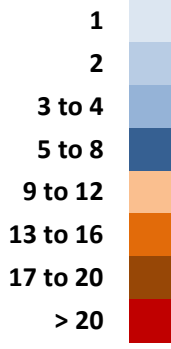
| SUSPECTED OPIOID CASES (ALL) |                 |             |
|------------------------------|-----------------|-------------|
| COUNT                        | NUMBER OF DAYS  | % DAYS      |
| NO Cases                     | 10 Days         | 0%          |
| 1 Case                       | 26 Days         | 1%          |
| 2 Cases                      | 48 Days         | 4%          |
| 3 Cases                      | 63 Days         | 7%          |
| 4 Cases                      | 76 Days         | 12%         |
| 5 Cases                      | 78 Days         | 15%         |
| 6 Cases                      | 56 Days         | 13%         |
| 7 Cases                      | 44 Days         | 12%         |
| 8 Cases                      | 38 Days         | 12%         |
| 9 Cases                      | 34 Days         | 12%         |
| 10 Cases                     | 12 Days         | 5%          |
| 11 Cases                     | 11 Days         | 5%          |
| 12 Cases                     | 3 Days          | 1%          |
| 13 Cases                     | 3 Days          | 1%          |
| 14 Cases                     | 1 Days          | 1%          |
| 15 Cases                     | 2 Days          | 1%          |
| <b>ALL Cases</b>             | <b>505 Days</b> | <b>100%</b> |

# District of Columbia Fire and EMS Department

## All Suspected Opioid Cases Including Known Deaths (5/1/2017 to 9/17/2018)



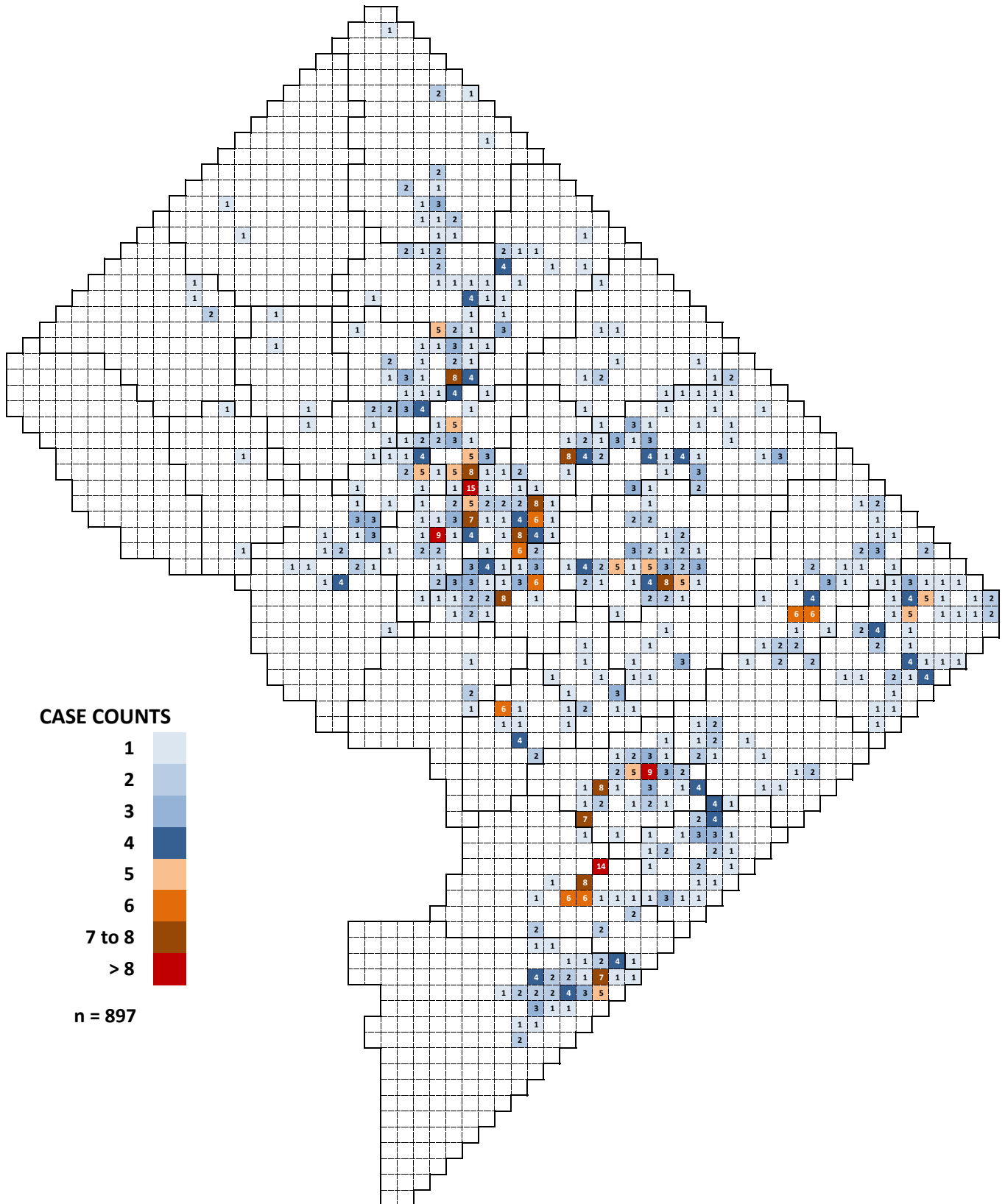
### CASE COUNTS



n = 2,605

# District of Columbia Fire and EMS Department

Suspected Opioid Cases with NARCAN Use Including Known Deaths (5/1/2017 to 9/17/2018)



# District of Columbia Fire and EMS Department

Suspected Opioid Cases with CPR or PRONOUNCED DEATH (5/1/2017 to 9/17/2018)

