

DISTRICT OF COLUMBIA FIRE AND EMS DEPARTMENT
EMS Patient Case Information: SUSPECTED DRUG USE (OPIOIDS)



OPIOID CASES: Monthly Report - JUL 2020 (FY 2020)

PRODUCED ON: **08/13/2020**

DOCUMENT TITLE	PAGE
TABLE - Suspected Opioid Cases: ALL CASES	2
MAP - Suspected Opioid Cases: ALL CASES	3
MAP - Suspected Opioid Cases: ALL CASES with NARCAN USE	4
MAP - Suspected Opioid Cases: KNOWN DEATHS	5
TABLE - Suspected Opioid Cases: TRANSPORTS	6
MAP - Suspected Opioid Cases: TRANSPORTS	7
MAP - Suspected Opioid Cases: TRANSPORTS with NARCAN USE	8
TABLE - Suspected Opioid Cases: NO LOADS	9
MAP - Suspected Opioid Cases: NO LOADS	10
MAP - Suspected Opioid Cases: NO LOADS with NARCAN USE	11
CHART - Suspected Opioid Cases: ALL CASES	12
CHART - Suspected Opioid Cases: TRANSPORTS	12
CHART - Suspected Opioid Cases: NO LOADS	12
CHART - Suspected Opioid Cases: TRANSPORTS - % NARCAN USE	13
CHART - Suspected Opioid Cases: TRANSPORTS - % NARCAN USE	13
CHART - Suspected Opioid Cases: NO LOADS - % NARCAN USE	13
CHART - Suspected Opioid Cases: ALL CASES - DISTRIBUTION	14
CHART - Suspected Opioid Cases: TRANSPORTS - DISTRIBUTION	14
CHART - Suspected Opioid Cases: NO LOADS - DISTRIBUTION	14

START DATE

07/01/2020

TOTAL DAYS

31

END DATE

08/01/2020

District of Columbia Fire and EMS Department

Suspected Opioid Cases: ALL CASES (07/01/2020 to 08/01/2020)

SUSPECTED OPIOID CASES (ALL)		
TYPE	NARCAN USE	COUNT
All Cases	Narcan Used	181
All Cases	Narcan NOT Used	225
All Cases	Suspected Opioid Cases	406

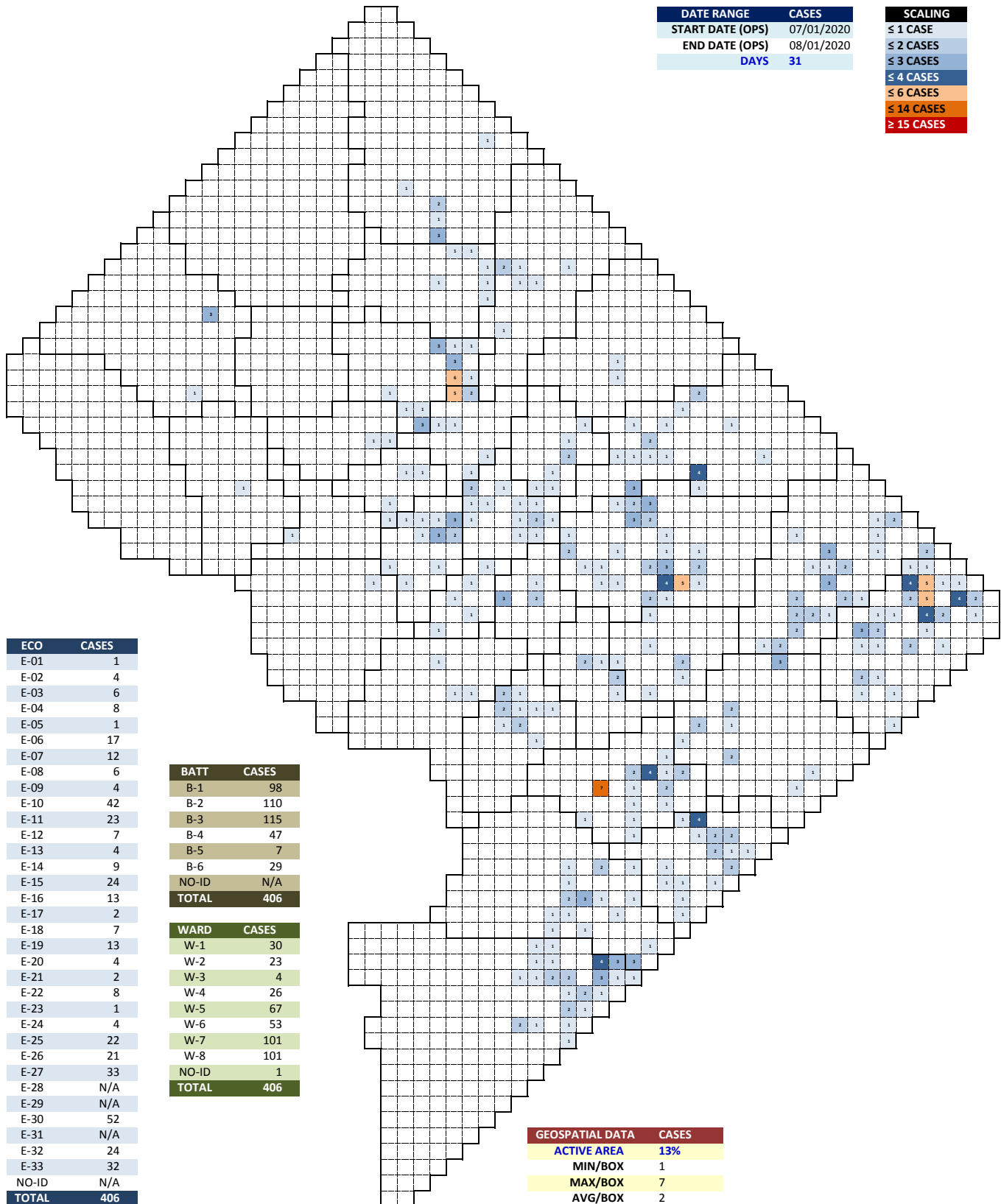
SUSPECTED OPIOID CASES (ALL)		
TYPE	DESCRIPTION	MEASURE
All Cases	Mean (Daily)	13
All Cases	Median (Daily)	13
All Cases	Mode (Daily)	15
All Cases	Min Case Count (Daily)	4
All Cases	Max Case Count (Daily)	23
All Cases	90TH% Case Count (Daily)	18
All Cases	+2 SD Case Count (Daily)	22
All Cases	Suspected Opioid Cases	406

SUSPECTED OPIOID CASES - DEATH INDICATED		
TYPE	NARCAN USE	COUNT
DEATH Cases	Narcan Used	1
DEATH Cases	Narcan NOT Used	4
DEATH Cases	Suspected Opioid Cases	5

SUSPECTED OPIOID CASES (ALL)		
COUNT	NUMBER OF DAYS	% DAYS
NO Cases	0 Days	0%
1 Case	0 Days	0%
2 Cases	0 Days	0%
3 Cases	0 Days	0%
4 Cases	1 Days	3%
5 Cases	0 Days	0%
6 Cases	0 Days	0%
7 Cases	2 Days	6%
8 Cases	3 Days	10%
9 Cases	1 Days	3%
10 Cases	2 Days	6%
11 Cases	3 Days	10%
12 Cases	1 Days	3%
13 Cases	3 Days	10%
14 Cases	1 Days	3%
15 Cases	4 Days	13%
16 Cases	3 Days	10%
17 Cases	3 Days	10%
18 Cases	2 Days	6%
19 Cases	1 Days	3%
≥ 20 Cases	1 Days	3%
Total Days	31 Days	100%

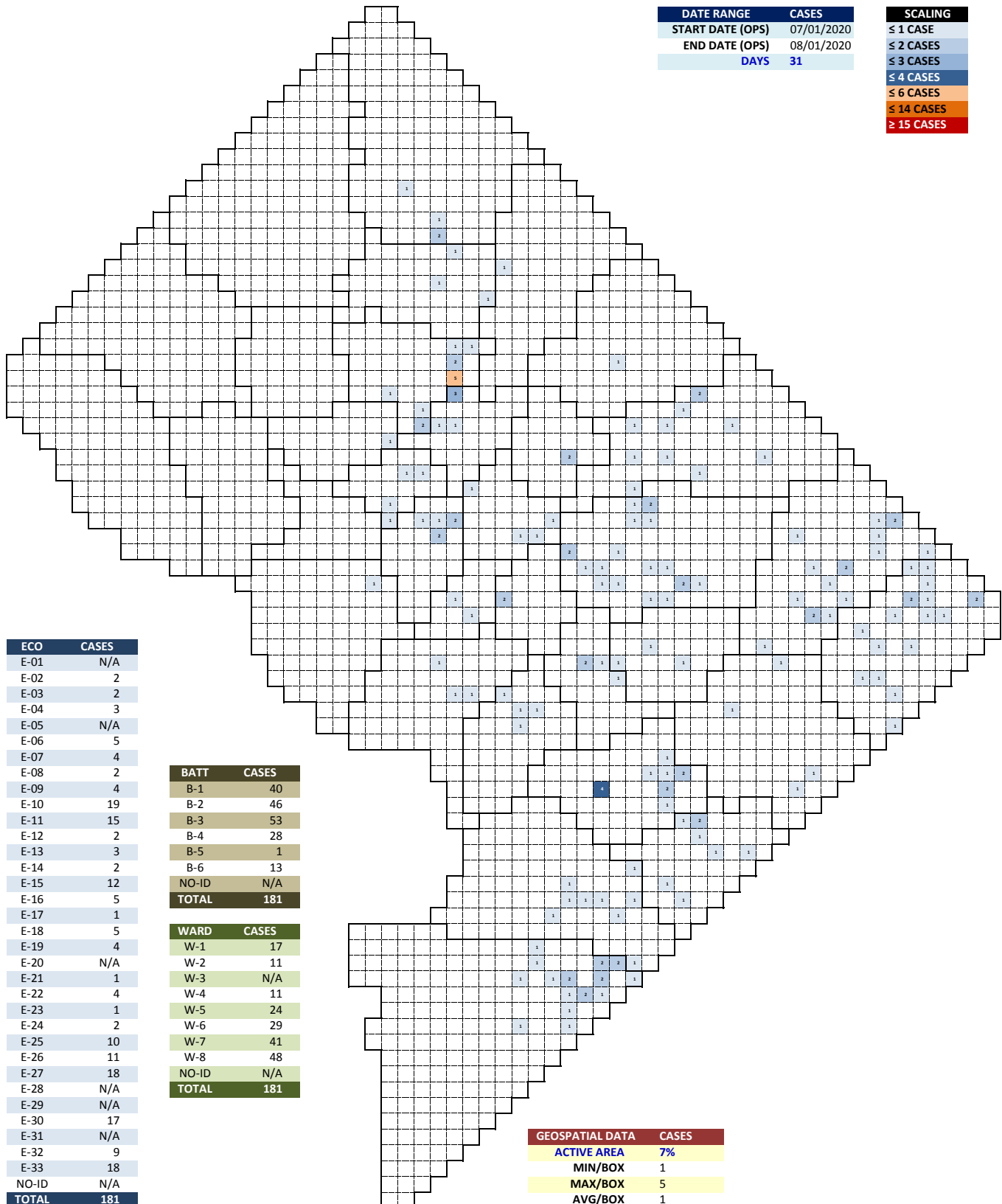
DISTRICT OF COLUMBIA FIRE AND EMS DEPARTMENT

Suspected Opioid Cases: ALL CASES (07/01/2020 to 08/01/2020)



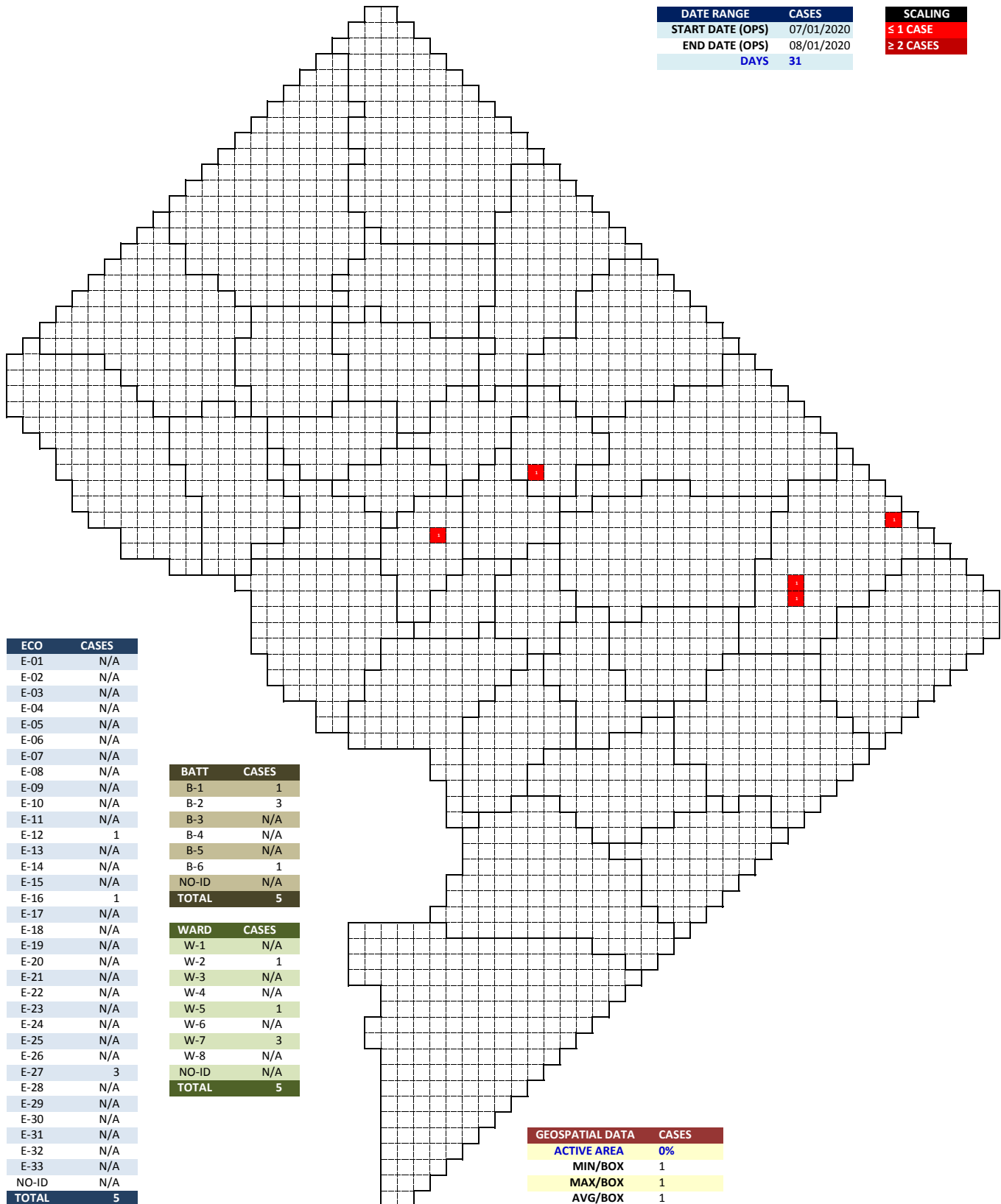
DISTRICT OF COLUMBIA FIRE AND EMS DEPARTMENT

Suspected Opioid Cases: ALL CASES with NARCAN Use (07/01/2020 to 08/01/2020)



DISTRICT OF COLUMBIA FIRE AND EMS DEPARTMENT

Suspected Opioid Cases: KNOWN DEATHS (07/01/2020 to 08/01/2020)



District of Columbia Fire and EMS Department
Suspected Opioid Cases: TRANSPORTS (07/01/2020 to 08/01/2020)

SUSPECTED OPIOID CASES (TRANSPORT)		
TYPE	NARCAN USE	COUNT
Transport Cases	Narcan Used	76
Transport Cases	Narcan NOT Used	162
Transport Cases	Suspected Opioid Cases	238

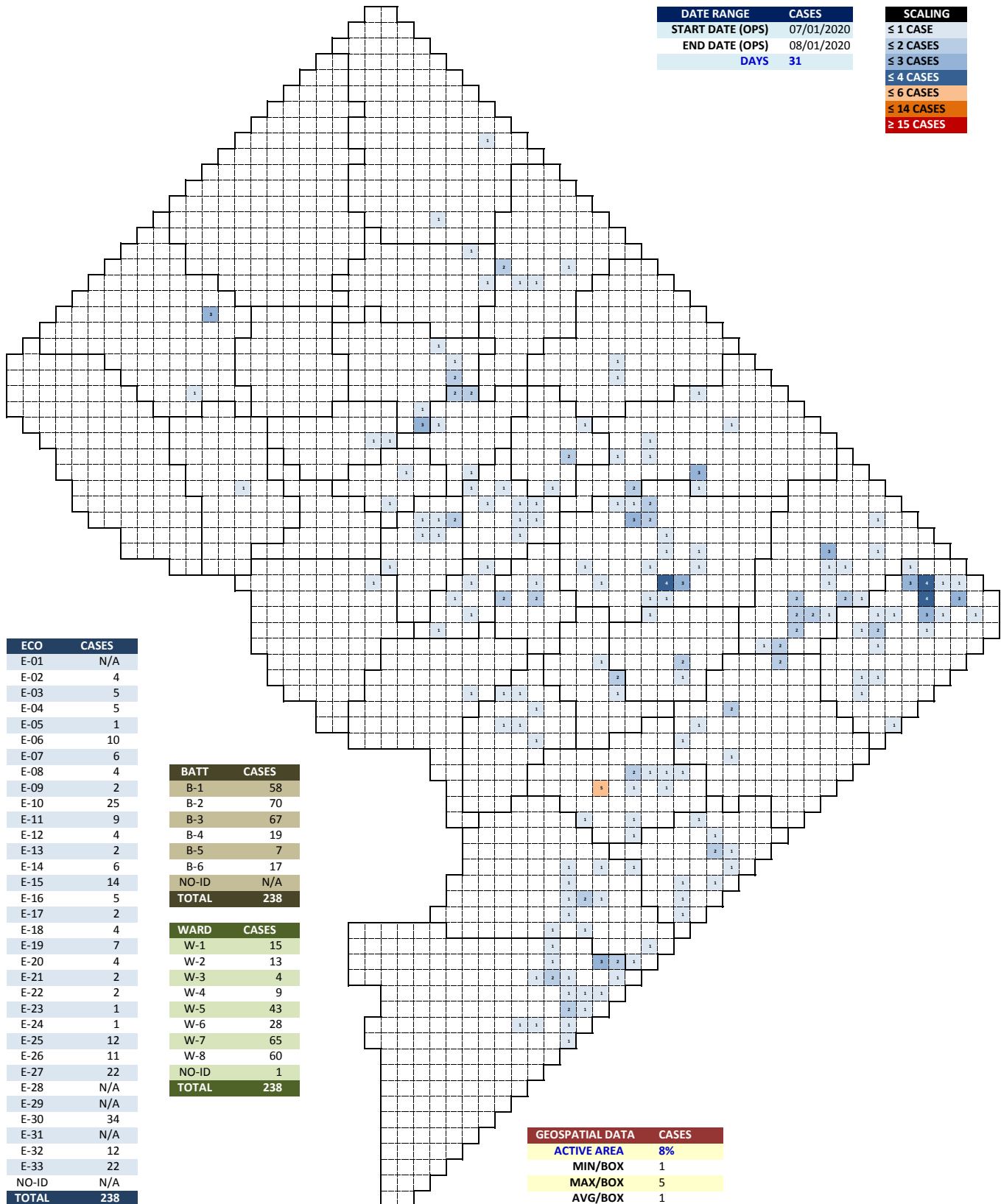
SUSPECTED OPIOID CASES (TRANSPORT)		
TYPE	DESCRIPTION	MEASURE
Transport Cases	Mean (Daily)	8
Transport Cases	Median (Daily)	8
Transport Cases	Mode (Daily)	7
Transport Cases	Min Case Count (Daily)	2
Transport Cases	Max Case Count (Daily)	15
Transport Cases	90TH% Case Count (Daily)	11
Transport Cases	+2 SD Case Count (Daily)	14
Transport Cases	Suspected Opioid Cases	238

SUSPECTED OPIOID CASES (TRANSPORT)	
HOSPITAL OR FACILITY	COUNT
H01-UNITED MEDICAL CENTER	46
H05-HOWARD UNIVERSITY HOSPITAL	65
H07-GEORGETOWN UNIVERSITY HOSPITAL	16
H08-GEORGE WASHINGTON UNIV HOSP	43
H12-SIBLEY MEMORIAL HOSPITAL	5
H13-WASHINGTON HOSPITAL CENTER	54
H15-VETERANS HOSPITAL DC	4
Other Hospital/Facility (DC)	1
Other Hospital/Facility (MD)	3
Other Hospital/Facility	1
Total Transports	238

SUSPECTED OPIOID CASES (TRANSPORT)		
COUNT	NUMBER OF DAYS	% DAYS
NO Cases	0 Days	0%
1 Case	0 Days	0%
2 Cases	1 Days	3%
3 Cases	4 Days	13%
4 Cases	0 Days	0%
5 Cases	2 Days	6%
6 Cases	3 Days	10%
7 Cases	5 Days	16%
8 Cases	4 Days	13%
9 Cases	4 Days	13%
10 Cases	3 Days	10%
11 Cases	2 Days	6%
12 Cases	1 Days	3%
13 Cases	0 Days	0%
14 Cases	1 Days	3%
15 Cases	1 Days	3%
16 Cases	0 Days	0%
17 Cases	0 Days	0%
18 Cases	0 Days	0%
19 Cases	0 Days	0%
≥ 20 Cases	0 Days	0%
Total Days	31 Days	100%

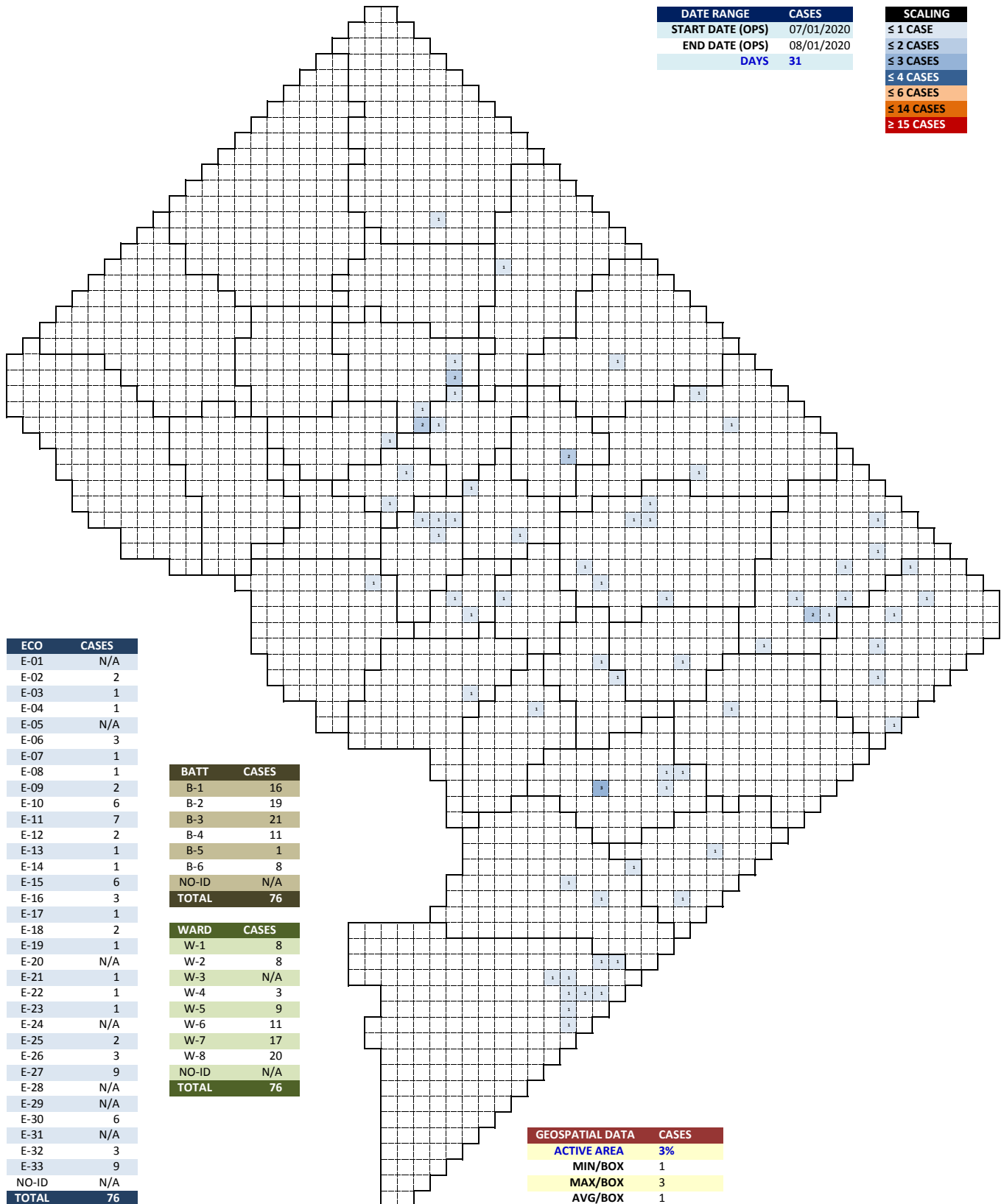
DISTRICT OF COLUMBIA FIRE AND EMS DEPARTMENT

Suspected Opioid Cases: TRANSPORTS (07/01/2020 to 08/01/2020)



DISTRICT OF COLUMBIA FIRE AND EMS DEPARTMENT

Suspected Opioid Cases: TRANSPORTS with NARCAN Use (07/01/2020 to 08/01/2020)



District of Columbia Fire and EMS Department
 Suspected Opioid Cases: NO-LOADS (07/01/2020 to 08/01/2020)

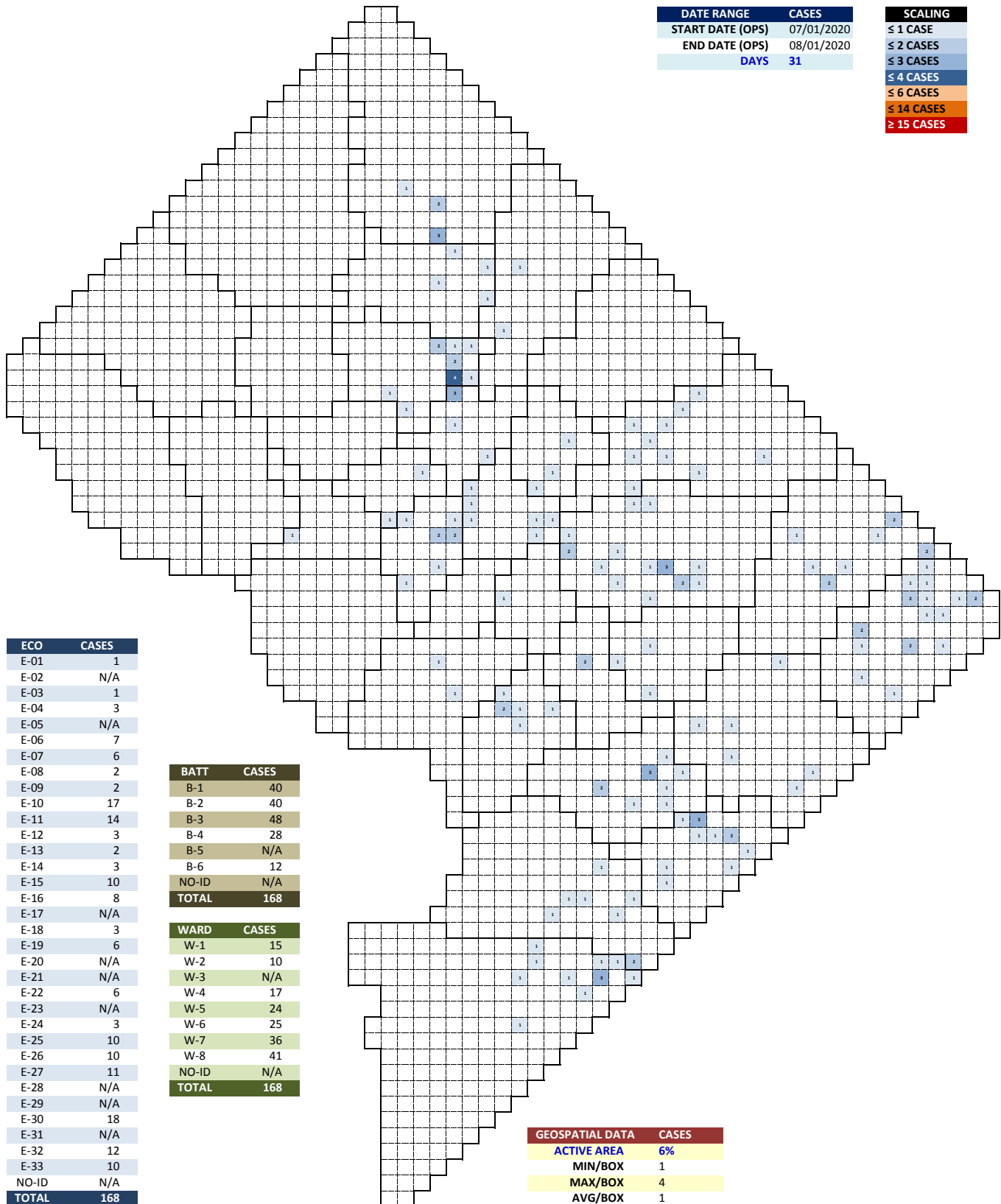
SUSPECTED OPIOID CASES (NO-LOAD)		
TYPE	NARCAN USE	COUNT
No-Load Cases	Narcan Used	105
No-Load Cases	Narcan NOT Used	63
No-Load Cases	Suspected Opioid Cases	168

SUSPECTED OPIOID CASES (NO-LOAD)		
TYPE	DESCRIPTION	MEASURE
No-Load Cases	Mean (Daily)	5
No-Load Cases	Median (Daily)	5
No-Load Cases	Mode (Daily)	4
No-Load Cases	Min Case Count (Daily)	1
No-Load Cases	Max Case Count (Daily)	13
No-Load Cases	90TH% Case Count (Daily)	8
No-Load Cases	+2 SD Case Count (Daily)	11
No-Load Cases	Suspected Opioid Cases	168

SUSPECTED OPIOID CASES (NO-LOAD)		
COUNT	NUMBER OF DAYS	% DAYS
NO Cases	0 Days	0%
1 Case	3 Days	10%
2 Cases	1 Days	3%
3 Cases	0 Days	0%
4 Cases	8 Days	26%
5 Cases	4 Days	13%
6 Cases	6 Days	19%
7 Cases	5 Days	16%
8 Cases	1 Days	3%
9 Cases	1 Days	3%
10 Cases	1 Days	3%
11 Cases	0 Days	0%
12 Cases	0 Days	0%
13 Cases	1 Days	3%
14 Cases	0 Days	0%
15 Cases	0 Days	0%
16 Cases	0 Days	0%
17 Cases	0 Days	0%
18 Cases	0 Days	0%
19 Cases	0 Days	0%
≥ 20 Cases	0 Days	0%
Total Days	31 Days	100%

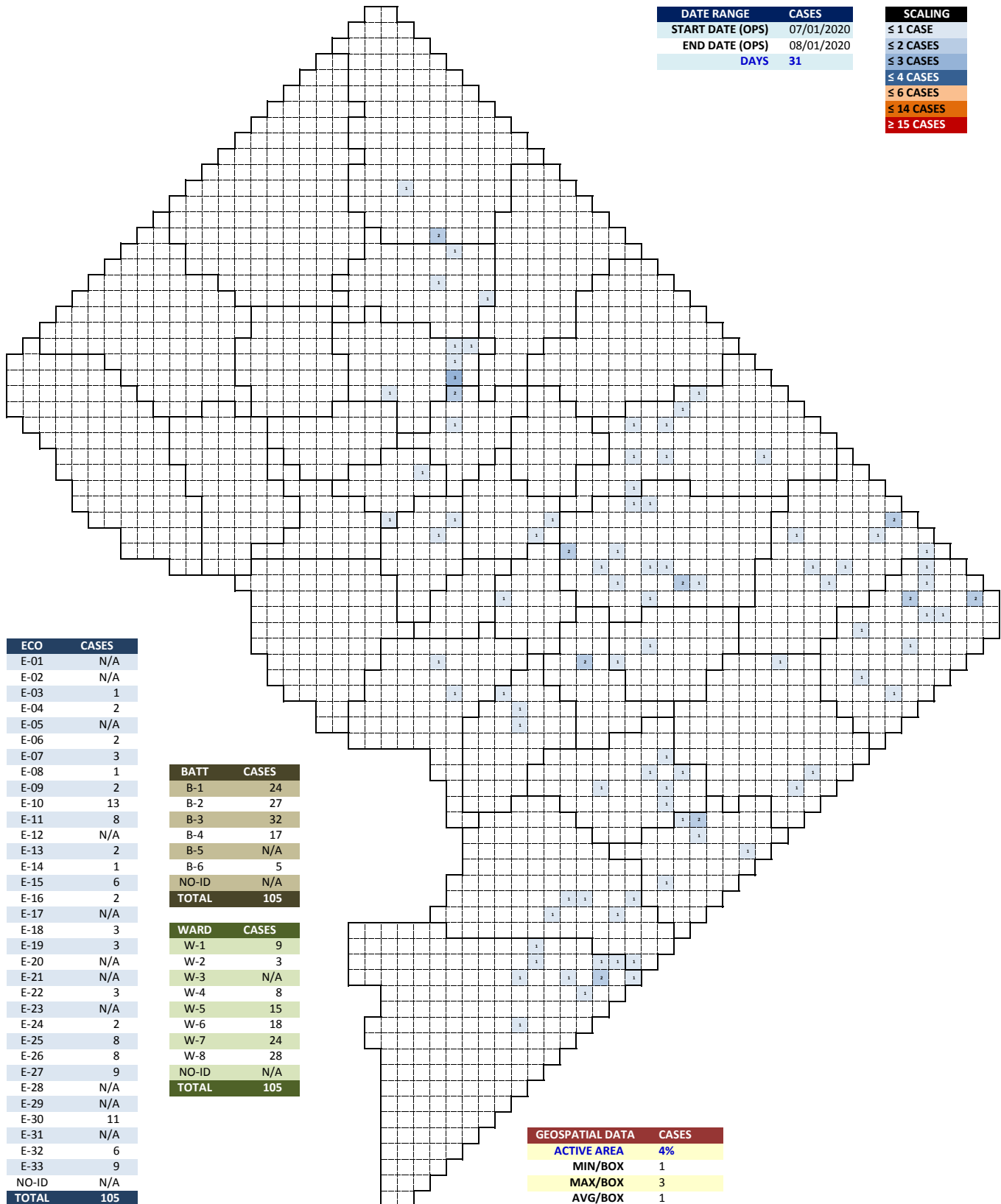
DISTRICT OF COLUMBIA FIRE AND EMS DEPARTMENT

Suspected Opioid Cases: NO LOADS (07/01/2020 to 08/01/2020)



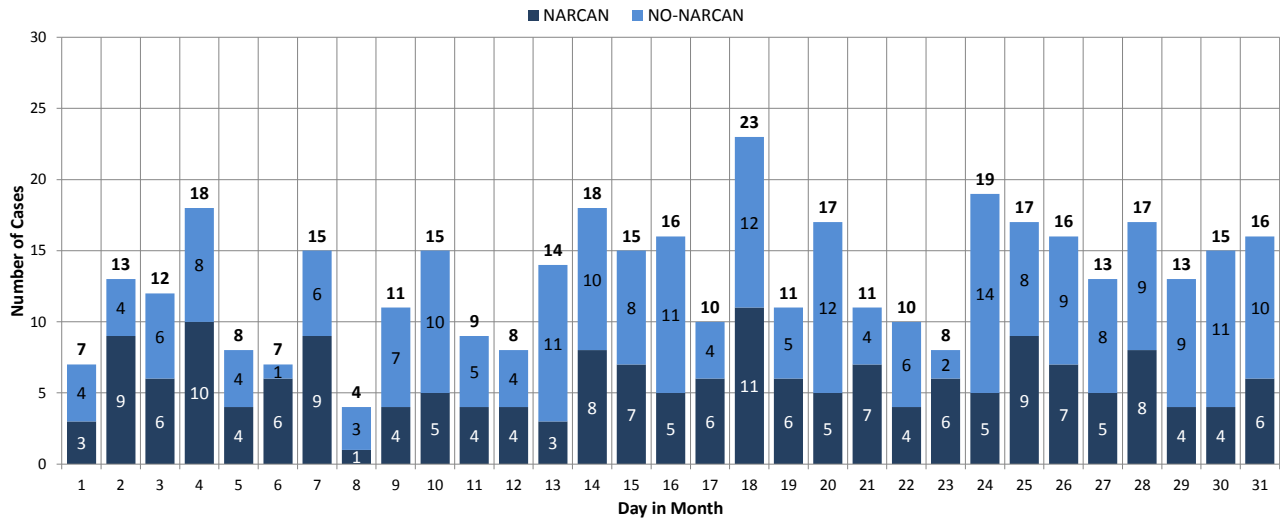
DISTRICT OF COLUMBIA FIRE AND EMS DEPARTMENT

Suspected Opioid Cases: NO LOADS with NARCAN Use (07/01/2020 to 08/01/2020)

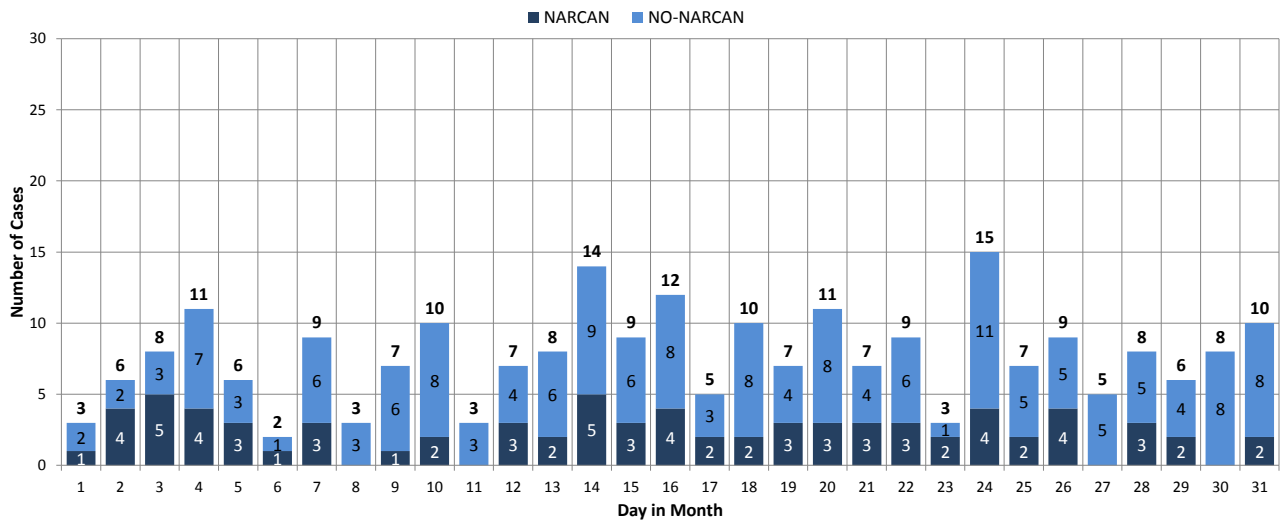


DISTRICT OF COLUMBIA FIRE AND EMS DEPARTMENT

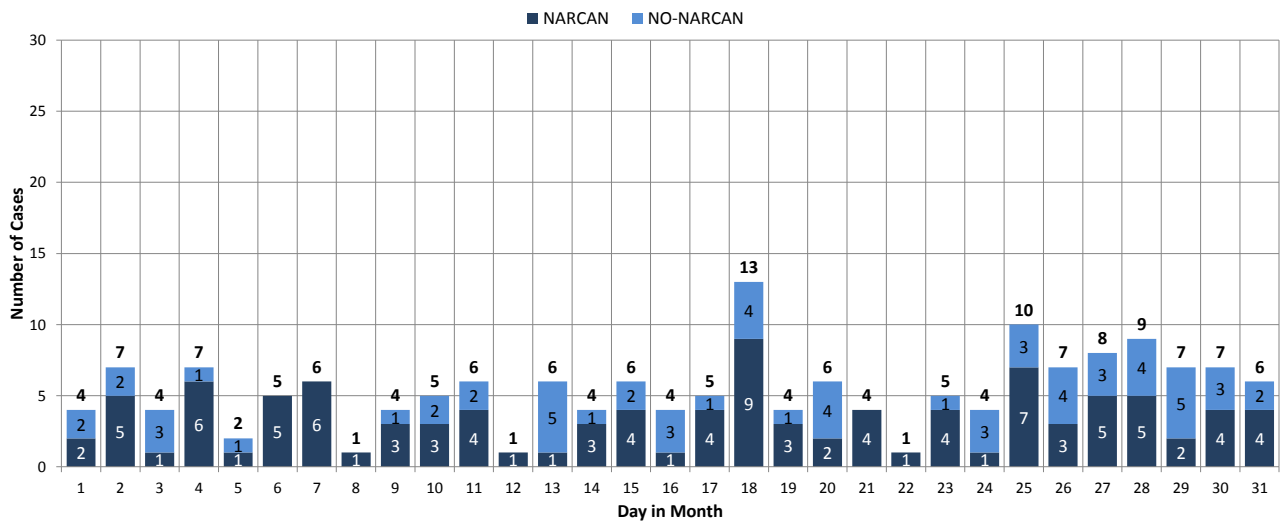
Suspected Opioid Cases: ALL CASES (07/01/2020 to 08/01/2020)



Suspected Opioid Cases: TRANSPORTS (07/01/2020 to 08/01/2020)

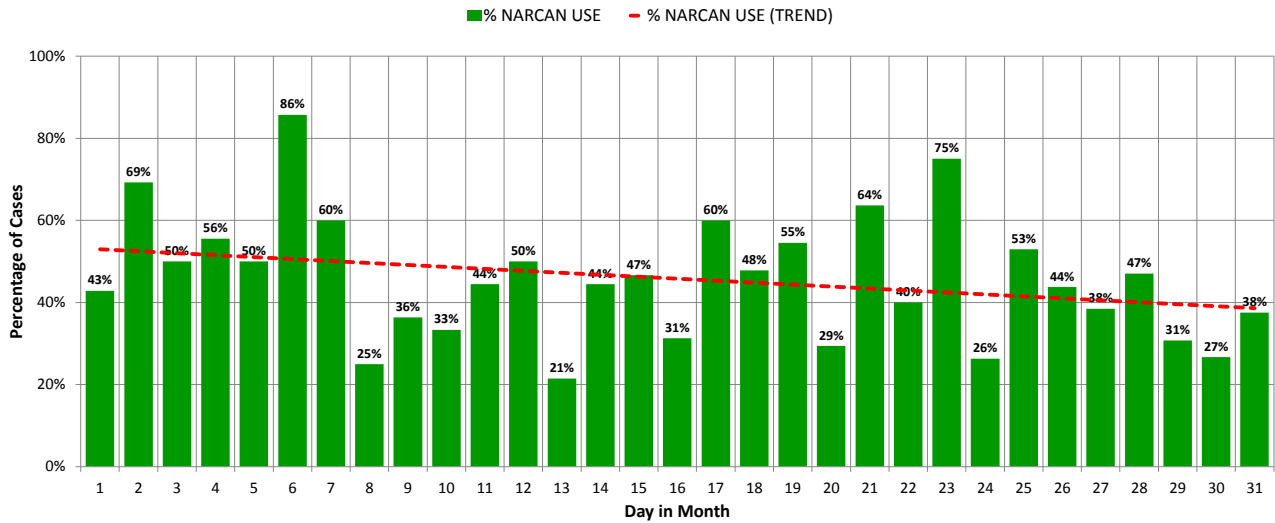


Suspected Opioid Cases: NO LOADS (07/01/2020 to 08/01/2020)

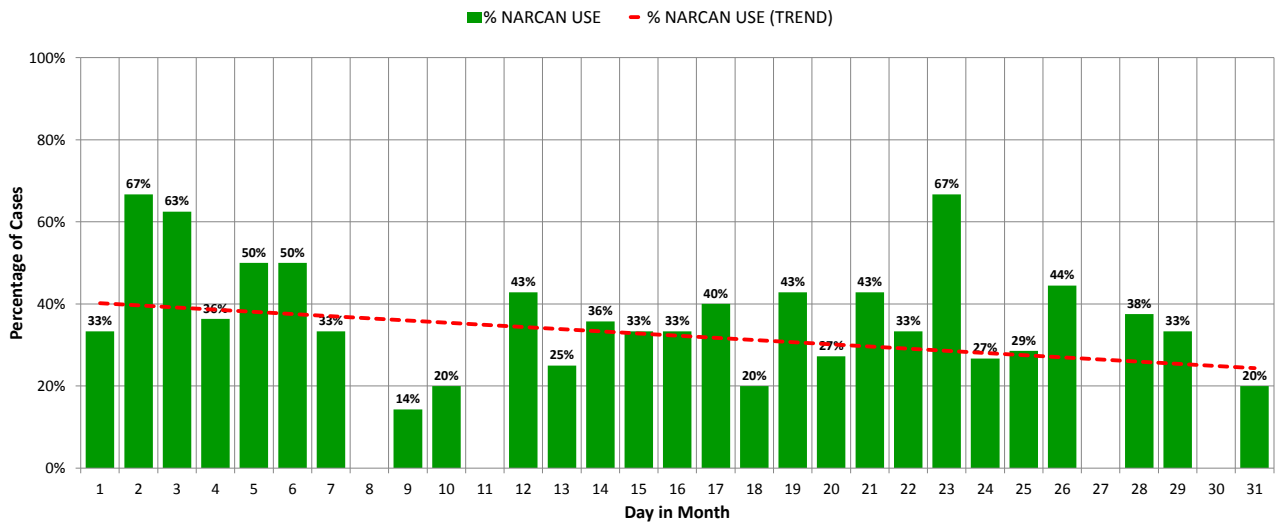


DISTRICT OF COLUMBIA FIRE AND EMS DEPARTMENT

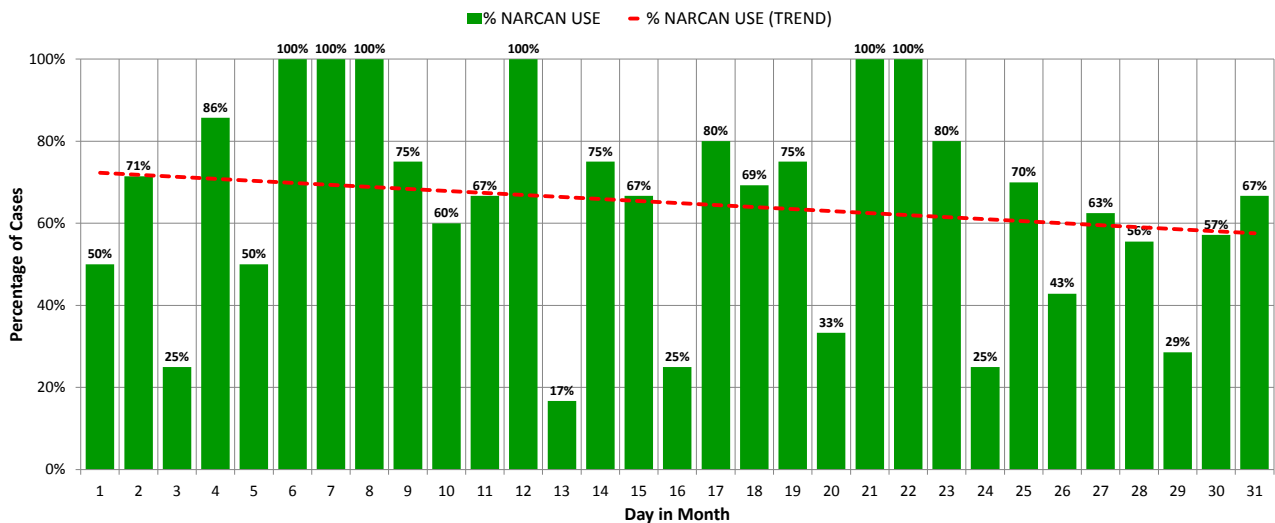
Suspected Opioid Cases: ALL CASES - % NARCAN USE (07/01/2020 to 08/01/2020)



Suspected Opioid Cases: TRANSPORTS - % NARCAN USE (07/01/2020 to 08/01/2020)

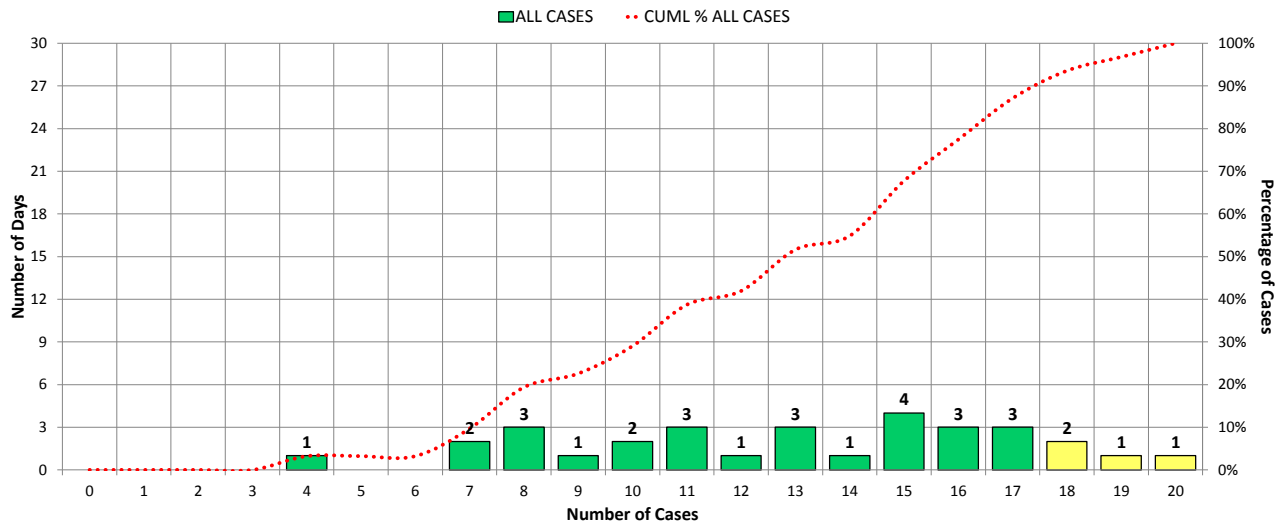


Suspected Opioid Cases: NO LOADS - % NARCAN USE (07/01/2020 to 08/01/2020)

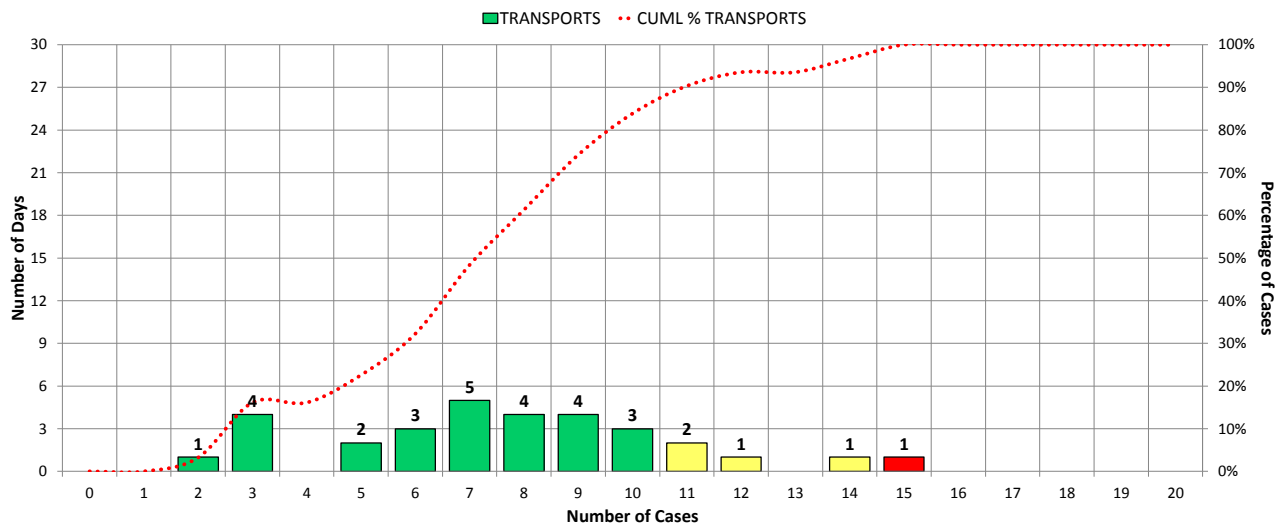


DISTRICT OF COLUMBIA FIRE AND EMS DEPARTMENT

Suspected Opioid Cases: ALL CASES - DISTRIBUTION (07/01/2020 to 08/01/2020)



Suspected Opioid Cases: TRANSPORTS - DISTRIBUTION (07/01/2020 to 08/01/2020)



Suspected Opioid Cases: NO LOADS - DISTRIBUTION (07/01/2020 to 08/01/2020)

