DISTRICT OF COLUMBIA FIRE AND EMS DEPARTMENT

EMS Patient Case Information: SUSPECTED DRUG USE (OPIOIDS)

OPIOID CASES: Year-to-Date Report - JAN 2020 (FY 2020)

PRODUCED ON: **07/13/2020**

DOCUMENT TITLE	PAGE
TABLE - Suspected Opioid Cases: ALL CASES	2
MAP - Suspected Opioid Cases: ALL CASES	3
MAP - Suspected Opioid Cases: ALL CASES with NARCAN USE	4
MAP - Suspected Opioid Cases: KNOWN DEATHS	5
TABLE - Suspected Opioid Cases: TRANSPORTS	6
MAP - Suspected Opioid Cases: TRANSPORTS	7
MAP - Suspected Opioid Cases: TRANSPORTS with NARCAN USE	8
TABLE - Suspected Opioid Cases: NO LOADS	9
MAP - Suspected Opioid Cases: NO LOADS	10
MAP - Suspected Opioid Cases: NO LOADS with NARCAN USE	11
CHART - Suspected Opioid Cases: ALL CASES	12
CHART - Suspected Opioid Cases: TRANSPORTS	12
CHART - Suspected Opioid Cases: NO LOADS	12
CHART - Suspected Opioid Cases: TRANSPORTS - % NARCAN USE	13
CHART - Suspected Opioid Cases: TRANSPORTS - % NARCAN USE	13
CHART - Suspected Opioid Cases: NO LOADS - % NARCAN USE	13
CHART - Suspected Opioid Cases: ALL CASES - DISTRIBUTION	14
CHART - Suspected Opioid Cases: TRANSPORTS - DISTRIBUTION	14
CHART - Suspected Opioid Cases: NO LOADS - DISTRIBUTION	14

START DATE	TOTAL DAYS	END DATE
10/01/2019	**274**	07/01/2020

District of Columbia Fire and EMS Department

Suspected Opioid Cases: ALL CASES (10/01/2019 to 07/01/2020)

SUSPECTED OPIOID CASES (ALL)		
TYPE	**NARCAN USE**	**COUNT**
All Cases	Narcan Used	1,083
All Cases	Narcan **NOT** Used	1,505
All Cases	**Suspected Opioid Cases**	**2,588**

SUSPECTED OPIOID CASES - DEATH INDICATED		
TYPE	**NARCAN USE**	**COUNT**
DEATH Cases	Narcan Used	19
DEATH Cases	Narcan **NOT** Used	20
DEATH Cases	**Suspected Opioid Cases**	**39**

SUSPECTED OPIOID CASES (ALL)		
TYPE	**DESCRIPTION**	**MEASURE**
All Cases	Mean (Daily)	9
All Cases	Median (Daily)	9
All Cases	Mode (Daily)	9
All Cases	Min Case Count (Daily)	1
All Cases	Max Case Count (Daily)	21
All Cases	90TH% Case Count (Daily)	14
All Cases	+2 SD Case Count (Daily)	17
All Cases	**Suspected Opioid Cases**	**2,588**

SUSPECTED OPIOID CASES (ALL)		
COUNT	**NUMBER OF DAYS**	**% DAYS**
NO Cases	0 Days	0%
1 Case	2 Days	1%
2 Cases	4 Days	1%
3 Cases	8 Days	3%
4 Cases	11 Days	4%
5 Cases	11 Days	4%
6 Cases	20 Days	7%
7 Cases	30 Days	11%
8 Cases	25 Days	9%
9 Cases	37 Days	14%
10 Cases	18 Days	7%
11 Cases	32 Days	12%
12 Cases	24 Days	9%
13 Cases	15 Days	5%
14 Cases	11 Days	4%
15 Cases	7 Days	3%
16 Cases	11 Days	4%
17 Cases	6 Days	2%
18 Cases	0 Days	0%
19 Cases	1 Days	0%
≥ 20 Cases	1 Days	0%
Total Days	**274 Days**	**100%**

DISTRICT OF COLUMBIA FIRE AND EMS DEPARTMENT

Suspected Opioid Cases: ALL CASES (10/01/2019 to 07/01/2020)

DATE RANGE	CASES
START DATE (OPS)	10/01/2019
END DATE (OPS)	07/01/2020
DAYS	274

SCALING
≤ 1 CASE
≤ 2 CASES
≤ 3 CASES
≤ 4 CASES
≤ 6 CASES
≤ 14 CASES
≥ 15 CASES

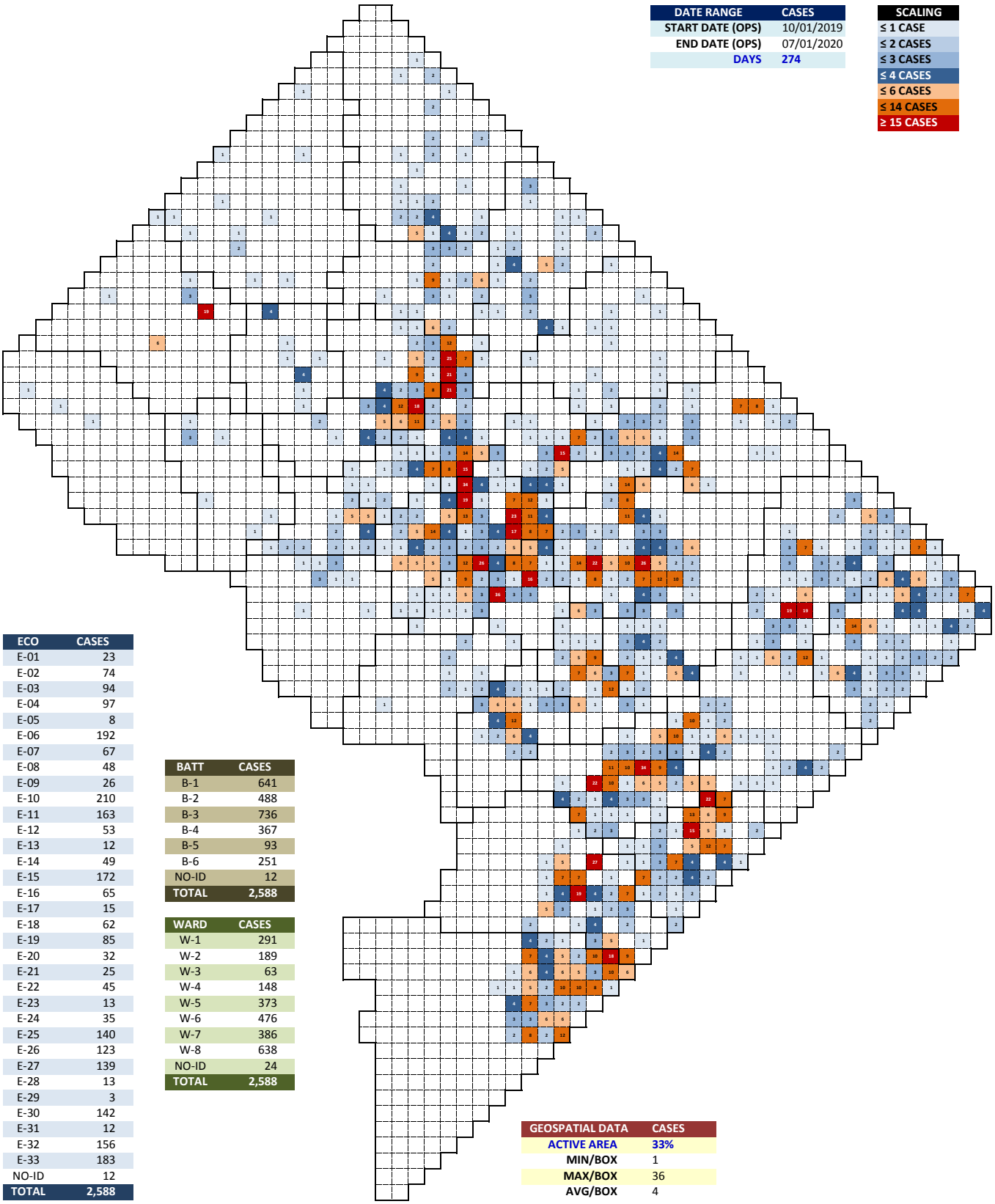

ECO	CASES
E-01	23
E-02	74
E-03	94
E-04	97
E-05	8
E-06	192
E-07	67
E-08	48
E-09	26
E-10	210
E-11	163
E-12	53
E-13	12
E-14	49
E-15	172
E-16	65
E-17	15
E-18	62
E-19	85
E-20	32
E-21	25
E-22	45
E-23	13
E-24	35
E-25	140
E-26	123
E-27	139
E-28	13
E-29	3
E-30	142
E-31	12
E-32	156
E-33	183
NO-ID	12
TOTAL	2,588

BATT	CASES
B-1	641
B-2	488
B-3	736
B-4	367
B-5	93
B-6	251
NO-ID	12
TOTAL	2,588

WARD	CASES
W-1	291
W-2	189
W-3	63
W-4	148
W-5	373
W-6	476
W-7	386
W-8	638
NO-ID	24
TOTAL	2,588

GEOSPATIAL DATA	CASES
ACTIVE AREA	33%
MIN/BOX	1
MAX/BOX	36
AVG/BOX	4

DISTRICT OF COLUMBIA FIRE AND EMS DEPARTMENT

Suspected Opioid Cases: ALL CASES with NARCAN Use (10/01/2019 to 07/01/2020)

DATE RANGE	CASES
START DATE (OPS)	10/01/2019
END DATE (OPS)	07/01/2020
DAYS	274

SCALING
≤ 1 CASE
≤ 2 CASES
≤ 3 CASES
≤ 4 CASES
≤ 6 CASES
≤ 14 CASES
≥ 15 CASES

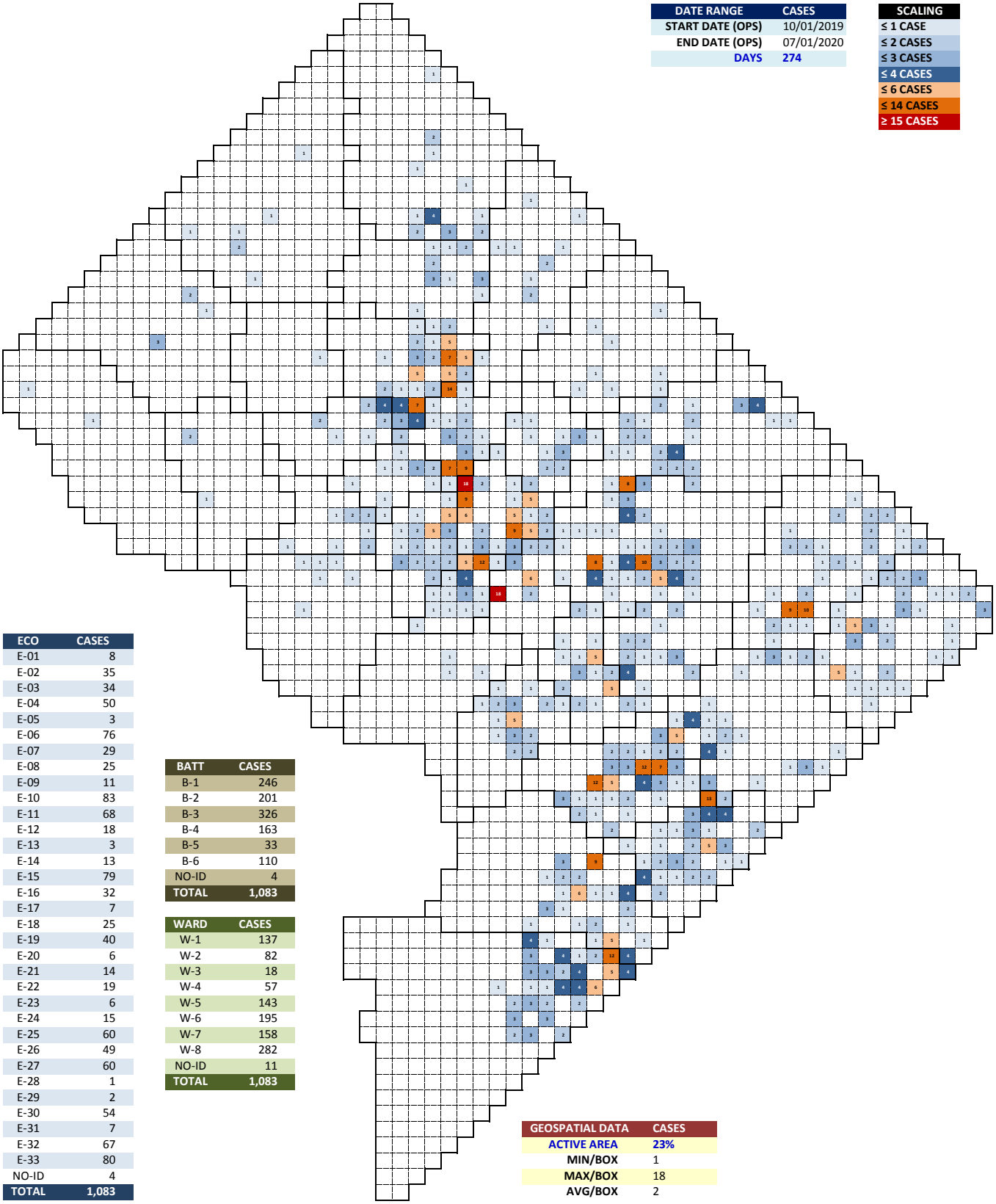

ECO	CASES
E-01	8
E-02	35
E-03	34
E-04	50
E-05	3
E-06	76
E-07	29
E-08	25
E-09	11
E-10	83
E-11	68
E-12	18
E-13	3
E-14	13
E-15	79
E-16	32
E-17	7
E-18	25
E-19	40
E-20	6
E-21	14
E-22	19
E-23	6
E-24	15
E-25	60
E-26	49
E-27	60
E-28	1
E-29	2
E-30	54
E-31	7
E-32	67
E-33	80
NO-ID	4
TOTAL	1,083

BATT	CASES
B-1	246
B-2	201
B-3	326
B-4	163
B-5	33
B-6	110
NO-ID	4
TOTAL	1,083

WARD	CASES
W-1	137
W-2	82
W-3	18
W-4	57
W-5	143
W-6	195
W-7	158
W-8	282
NO-ID	11
TOTAL	1,083

GEOSPATIAL DATA	CASES
ACTIVE AREA	23%
MIN/BOX	1
MAX/BOX	18
AVG/BOX	2

DISTRICT OF COLUMBIA FIRE AND EMS DEPARTMENT

Suspected Opioid Cases: KNOWN DEATHS (10/01/2019 to 07/01/2020)

DATE RANGE	CASES
START DATE (OPS)	10/01/2019
END DATE (OPS)	07/01/2020
DAYS	274

SCALING
≤ 1 CASE
≥ 2 CASES

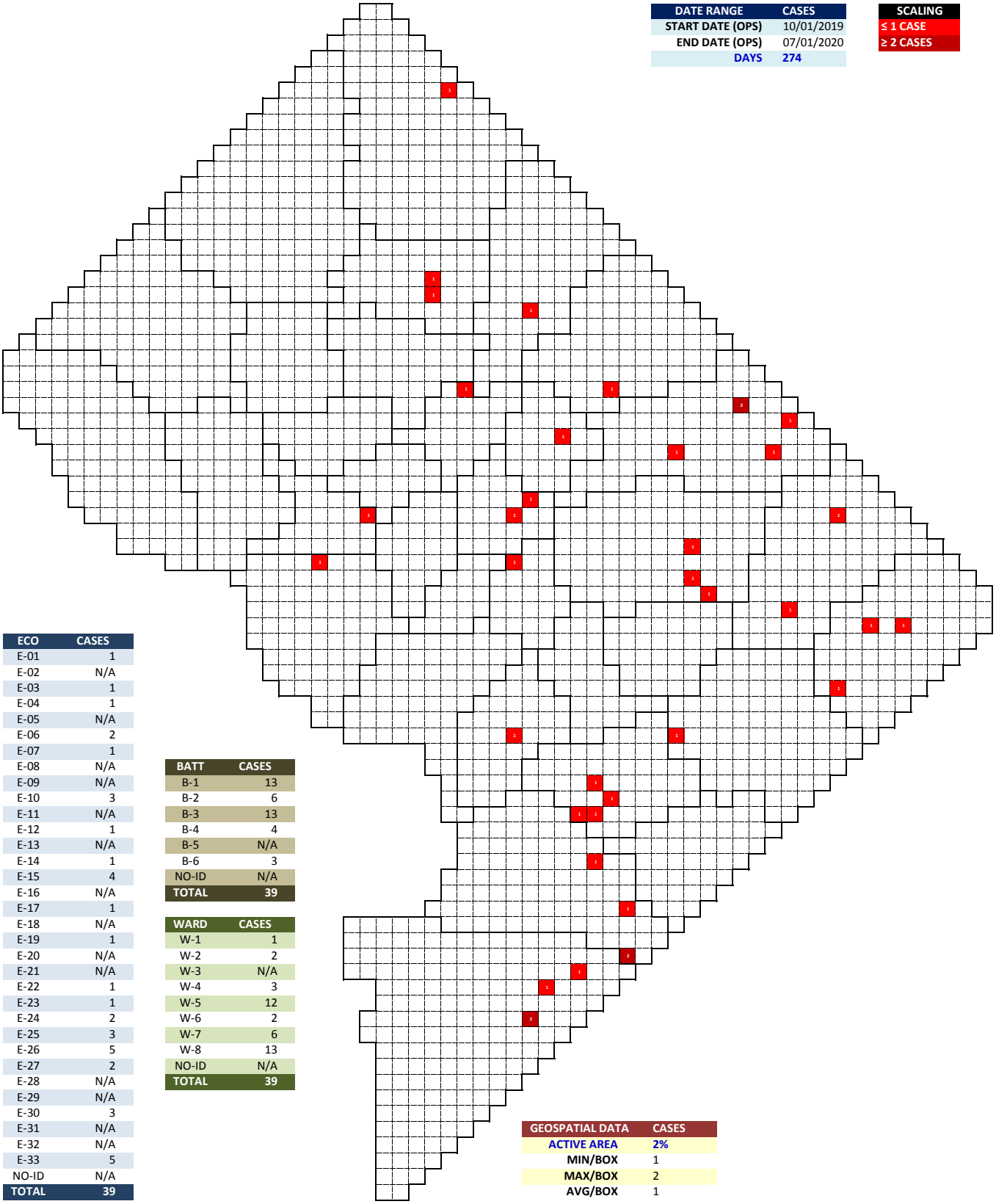

ECO	CASES
E-01	1
E-02	N/A
E-03	1
E-04	1
E-05	N/A
E-06	2
E-07	1
E-08	N/A
E-09	N/A
E-10	3
E-11	N/A
E-12	1
E-13	N/A
E-14	1
E-15	4
E-16	N/A
E-17	1
E-18	N/A
E-19	1
E-20	N/A
E-21	N/A
E-22	1
E-23	1
E-24	2
E-25	3
E-26	5
E-27	2
E-28	N/A
E-29	N/A
E-30	3
E-31	N/A
E-32	N/A
E-33	5
NO-ID	N/A
TOTAL	39

BATT	CASES
B-1	13
B-2	6
B-3	13
B-4	4
B-5	N/A
B-6	3
NO-ID	N/A
TOTAL	39

WARD	CASES
W-1	1
W-2	2
W-3	N/A
W-4	3
W-5	12
W-6	2
W-7	6
W-8	13
NO-ID	N/A
TOTAL	39

GEOSPATIAL DATA	CASES
ACTIVE AREA	2%
MIN/BOX	1
MAX/BOX	2
AVG/BOX	1

District of Columbia Fire and EMS Department

Suspected Opioid Cases: TRANSPORTS (10/01/2019 to 07/01/2020)

SUSPECTED OPIOID CASES (TRANSPORT)		
TYPE	**NARCAN USE**	**COUNT**
Transport Cases	Narcan Used	444
Transport Cases	Narcan **NOT** Used	1,041
Transport Cases	**Suspected Opioid Cases**	**1,485**

SUSPECTED OPIOID CASES (TRANSPORT)		
TYPE	**DESCRIPTION**	**MEASURE**
Transport Cases	Mean (Daily)	5
Transport Cases	Median (Daily)	5
Transport Cases	Mode (Daily)	4
Transport Cases	Min Case Count (Daily)	0
Transport Cases	Max Case Count (Daily)	13
Transport Cases	90TH% Case Count (Daily)	9
Transport Cases	+2 SD Case Count (Daily)	10
Transport Cases	**Suspected Opioid Cases**	**1,485**

SUSPECTED OPIOID CASES (TRANSPORT)	
HOSPITAL OR FACILITY	**COUNT**
H01-UNITED MEDICAL CENTER	323
H05-HOWARD UNIVERSITY HOSPITAL	341
H07-GEORGETOWN UNIVERSITY HOSPITAL	102
H08-GEORGE WASHINGTON UNIV HOSP	279
H12-SIBLEY MEMORIAL HOSPITAL	43
H13-WASHINGTON HOSPITAL CENTER	358
H15-VETERANS HOSPITAL DC	9
Other Hospital/Facility (DC)	4
Other Hospital/Facility (MD)	25
Other Hospital/Facility	1
Total Transports	**1,485**

SUSPECTED OPIOID CASES (TRANSPORT)		
COUNT	**NUMBER OF DAYS**	**% DAYS**
NO Cases	2 Days	1%
1 Case	12 Days	4%
2 Cases	15 Days	5%
3 Cases	35 Days	13%
4 Cases	50 Days	18%
5 Cases	31 Days	11%
6 Cases	38 Days	14%
7 Cases	32 Days	12%
8 Cases	26 Days	9%
9 Cases	17 Days	6%
10 Cases	11 Days	4%
11 Cases	2 Days	1%
12 Cases	1 Days	0%
13 Cases	2 Days	1%
14 Cases	0 Days	0%
15 Cases	0 Days	0%
16 Cases	0 Days	0%
17 Cases	0 Days	0%
18 Cases	0 Days	0%
19 Cases	0 Days	0%
≥ 20 Cases	0 Days	0%
Total Days	**274 Days**	**100%**

DISTRICT OF COLUMBIA FIRE AND EMS DEPARTMENT

Suspected Opioid Cases: TRANSPORTS (10/01/2019 to 07/01/2020)

DATE RANGE	CASES
START DATE (OPS)	10/01/2019
END DATE (OPS)	07/01/2020
DAYS	274

SCALING
≤ 1 CASE
≤ 2 CASES
≤ 3 CASES
≤ 4 CASES
≤ 6 CASES
≤ 14 CASES
≥ 15 CASES

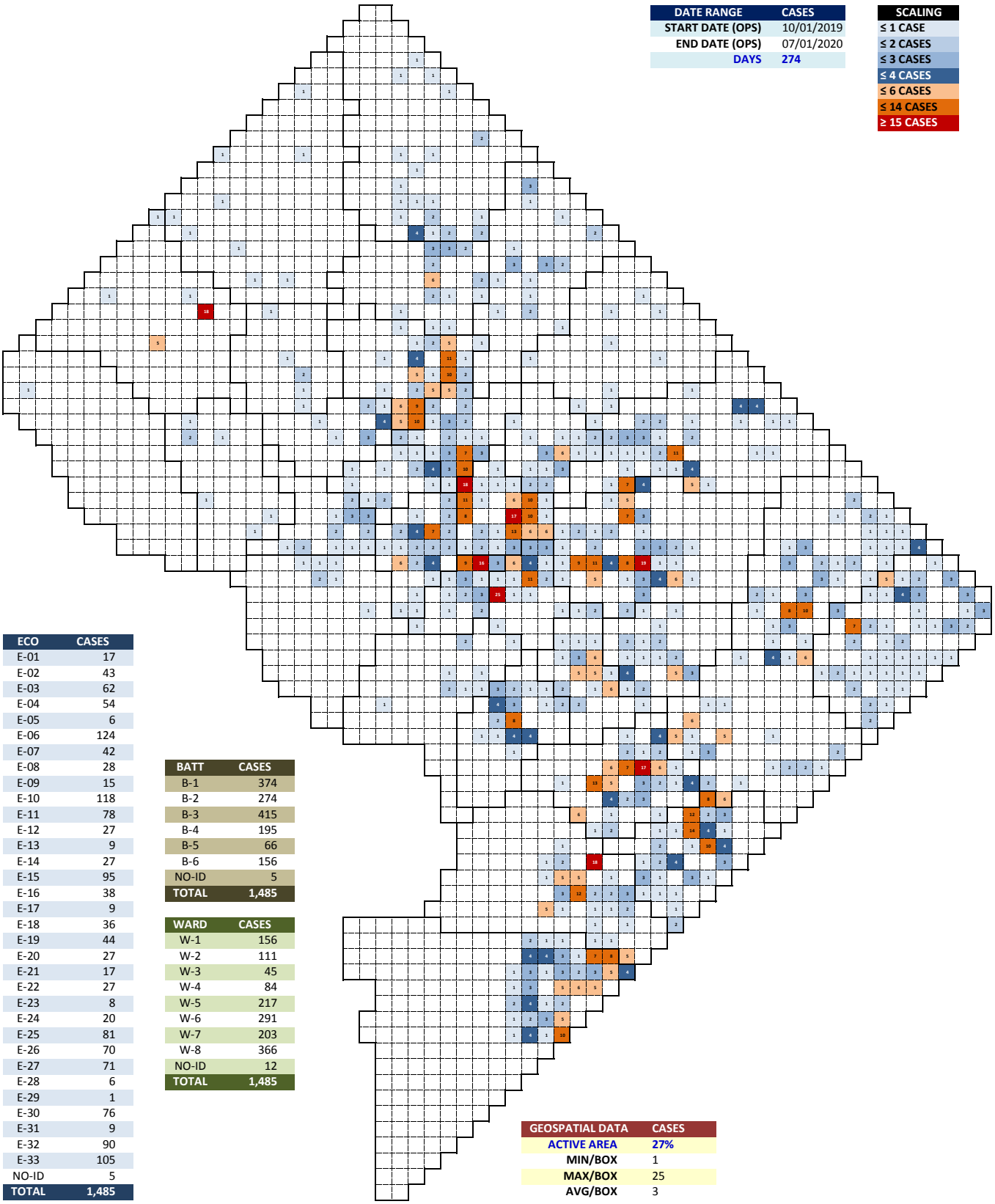

ECO	CASES
E-01	17
E-02	43
E-03	62
E-04	54
E-05	6
E-06	124
E-07	42
E-08	28
E-09	15
E-10	118
E-11	78
E-12	27
E-13	9
E-14	27
E-15	95
E-16	38
E-17	9
E-18	36
E-19	44
E-20	27
E-21	17
E-22	27
E-23	8
E-24	20
E-25	81
E-26	70
E-27	71
E-28	6
E-29	1
E-30	76
E-31	9
E-32	90
E-33	105
NO-ID	5
TOTAL	1,485

BATT	CASES
B-1	374
B-2	274
B-3	415
B-4	195
B-5	66
B-6	156
NO-ID	5
TOTAL	1,485

WARD	CASES
W-1	156
W-2	111
W-3	45
W-4	84
W-5	217
W-6	291
W-7	203
W-8	366
NO-ID	12
TOTAL	1,485

GEOSPATIAL DATA	CASES
ACTIVE AREA	27%
MIN/BOX	1
MAX/BOX	25
AVG/BOX	3

DISTRICT OF COLUMBIA FIRE AND EMS DEPARTMENT

Suspected Opioid Cases: TRANSPORTS with NARCAN Use (10/01/2019 to 07/01/2020)

DATE RANGE	CASES
START DATE (OPS)	10/01/2019
END DATE (OPS)	07/01/2020
DAYS	274

SCALING
≤ 1 CASE
≤ 2 CASES
≤ 3 CASES
≤ 4 CASES
≤ 6 CASES
≤ 14 CASES
≥ 15 CASES

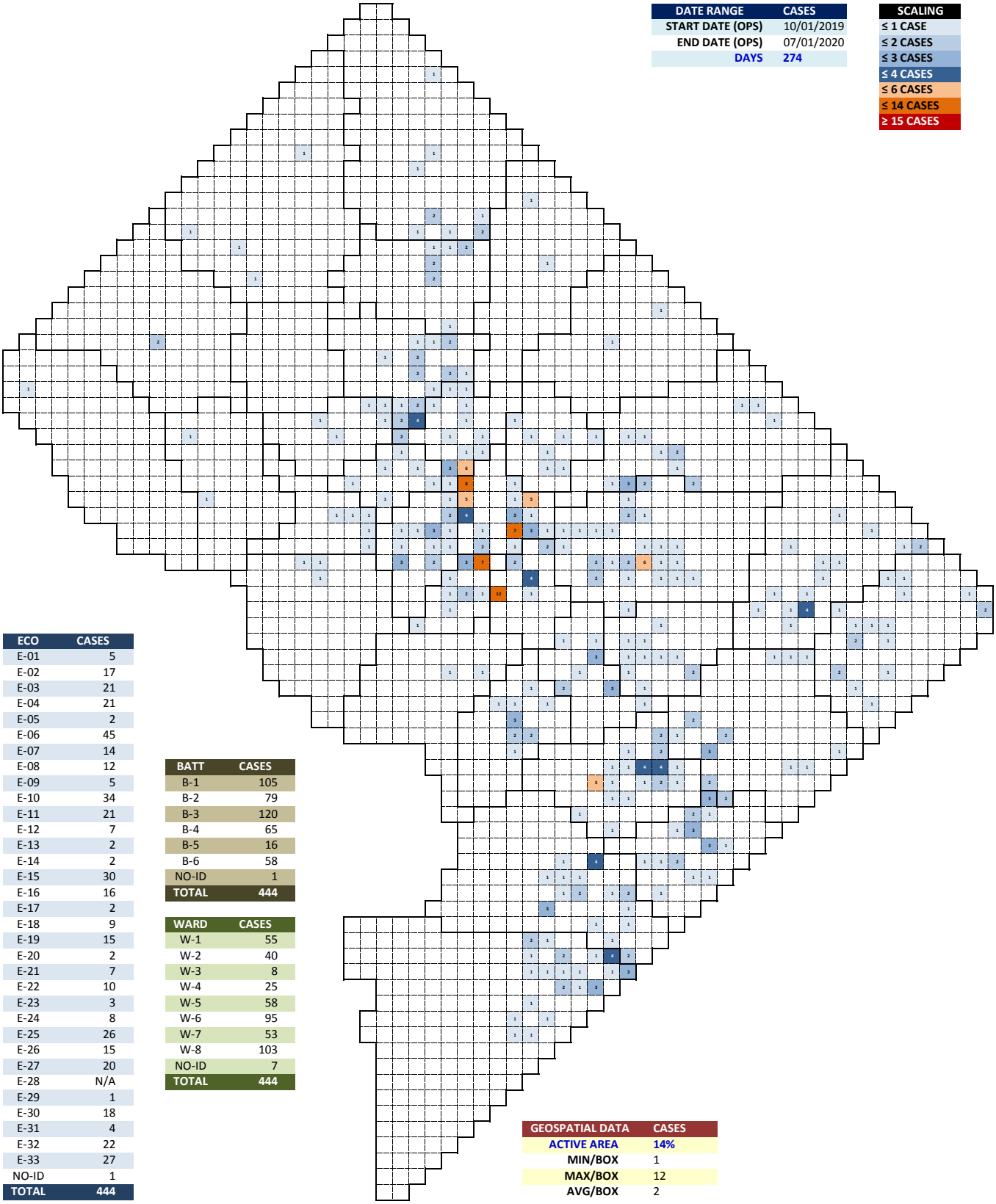

ECO	CASES
E-01	5
E-02	17
E-03	21
E-04	21
E-05	2
E-06	45
E-07	14
E-08	12
E-09	5
E-10	34
E-11	21
E-12	7
E-13	2
E-14	2
E-15	30
E-16	16
E-17	2
E-18	9
E-19	15
E-20	2
E-21	7
E-22	10
E-23	3
E-24	8
E-25	26
E-26	15
E-27	20
E-28	N/A
E-29	1
E-30	18
E-31	4
E-32	22
E-33	27
NO-ID	1
TOTAL	444

BATT	CASES
B-1	105
B-2	79
B-3	120
B-4	65
B-5	16
B-6	58
NO-ID	1
TOTAL	444

WARD	CASES
W-1	55
W-2	40
W-3	8
W-4	25
W-5	58
W-6	95
W-7	53
W-8	103
NO-ID	7
TOTAL	444

GEOSPATIAL DATA	CASES
ACTIVE AREA	14%
MIN/BOX	1
MAX/BOX	12
AVG/BOX	2

District of Columbia Fire and EMS Department

Suspected Opioid Cases: NO-LOADS (10/01/2019 to 07/01/2020)

SUSPECTED OPIOID CASES (NO-LOAD)		
TYPE	**NARCAN USE**	**COUNT**
No-Load Cases	Narcan Used	639
No-Load Cases	Narcan **NOT** Used	464
No-Load Cases	**Suspected Opioid Cases**	**1,103**

SUSPECTED OPIOID CASES (NO-LOAD)		
TYPE	**DESCRIPTION**	**MEASURE**
No-Load Cases	Mean (Daily)	4
No-Load Cases	Median (Daily)	4
No-Load Cases	Mode (Daily)	3
No-Load Cases	Min Case Count (Daily)	0
No-Load Cases	Max Case Count (Daily)	11
No-Load Cases	90TH% Case Count (Daily)	7
No-Load Cases	+2 SD Case Count (Daily)	8
No-Load Cases	**Suspected Opioid Cases**	**1,103**

SUSPECTED OPIOID CASES (NO-LOAD)		
COUNT	**NUMBER OF DAYS**	**% DAYS**
NO Cases	9 Days	3%
1 Case	19 Days	7%
2 Cases	45 Days	16%
3 Cases	49 Days	18%
4 Cases	47 Days	17%
5 Cases	44 Days	16%
6 Cases	21 Days	8%
7 Cases	21 Days	8%
8 Cases	9 Days	3%
9 Cases	7 Days	3%
10 Cases	2 Days	1%
11 Cases	1 Days	0%
12 Cases	0 Days	0%
13 Cases	0 Days	0%
14 Cases	0 Days	0%
15 Cases	0 Days	0%
16 Cases	0 Days	0%
17 Cases	0 Days	0%
18 Cases	0 Days	0%
19 Cases	0 Days	0%
≥ 20 Cases	0 Days	0%
Total Days	**274 Days**	**100%**

DISTRICT OF COLUMBIA FIRE AND EMS DEPARTMENT

Suspected Opioid Cases: NO LOADS (10/01/2019 to 07/01/2020)

DATE RANGE	CASES
START DATE (OPS)	10/01/2019
END DATE (OPS)	07/01/2020
DAYS	274

SCALING
≤ 1 CASE
≤ 2 CASES
≤ 3 CASES
≤ 4 CASES
≤ 6 CASES
≤ 14 CASES
≥ 15 CASES

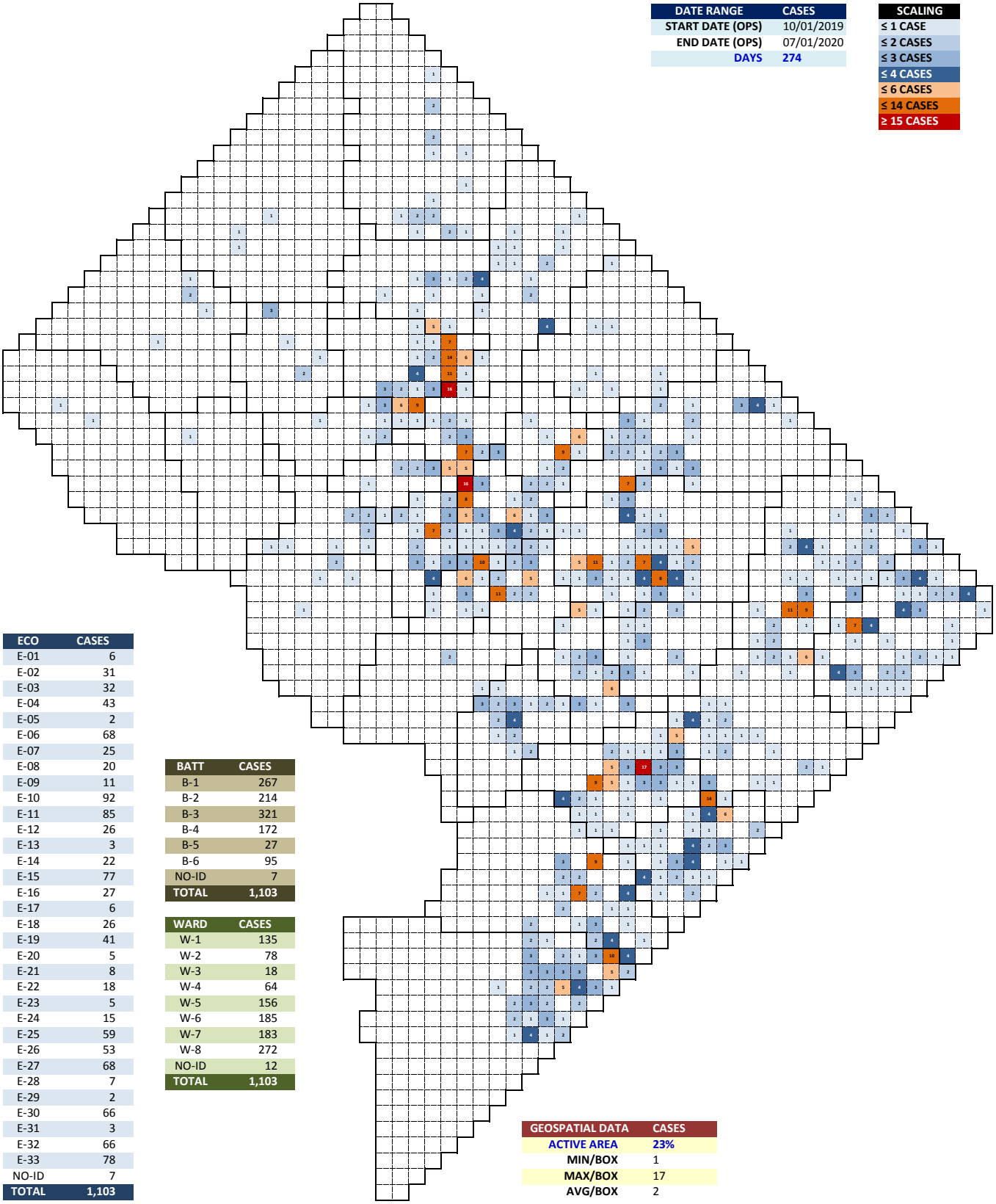

ECO	CASES
E-01	6
E-02	31
E-03	32
E-04	43
E-05	2
E-06	68
E-07	25
E-08	20
E-09	11
E-10	92
E-11	85
E-12	26
E-13	3
E-14	22
E-15	77
E-16	27
E-17	6
E-18	26
E-19	41
E-20	5
E-21	8
E-22	18
E-23	5
E-24	15
E-25	59
E-26	53
E-27	68
E-28	7
E-29	2
E-30	66
E-31	3
E-32	66
E-33	78
NO-ID	7
TOTAL	1,103

BATT	CASES
B-1	267
B-2	214
B-3	321
B-4	172
B-5	27
B-6	95
NO-ID	7
TOTAL	1,103

WARD	CASES
W-1	135
W-2	78
W-3	18
W-4	64
W-5	156
W-6	185
W-7	183
W-8	272
NO-ID	12
TOTAL	1,103

GEOSPATIAL DATA	CASES
ACTIVE AREA	23%
MIN/BOX	1
MAX/BOX	17
AVG/BOX	2

DISTRICT OF COLUMBIA FIRE AND EMS DEPARTMENT

Suspected Opioid Cases: NO LOADS with NARCAN Use (10/01/2019 to 07/01/2020)

DATE RANGE	CASES
START DATE (OPS)	10/01/2019
END DATE (OPS)	07/01/2020
DAYS	274

SCALING
≤ 1 CASE
≤ 2 CASES
≤ 3 CASES
≤ 4 CASES
≤ 6 CASES
≤ 14 CASES
≥ 15 CASES

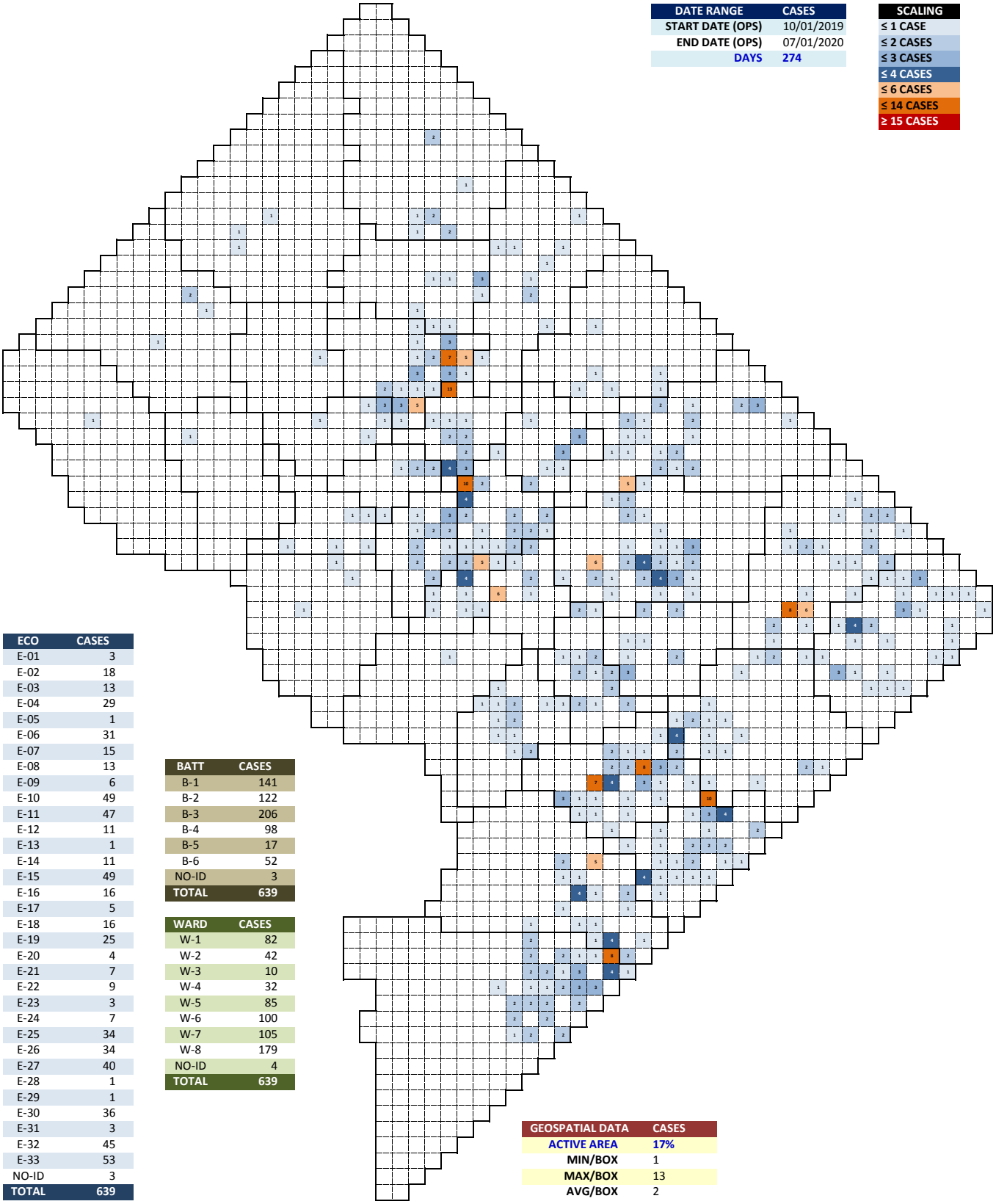

ECO	CASES
E-01	3
E-02	18
E-03	13
E-04	29
E-05	1
E-06	31
E-07	15
E-08	13
E-09	6
E-10	49
E-11	47
E-12	11
E-13	1
E-14	11
E-15	49
E-16	16
E-17	5
E-18	16
E-19	25
E-20	4
E-21	7
E-22	9
E-23	3
E-24	7
E-25	34
E-26	34
E-27	40
E-28	1
E-29	1
E-30	36
E-31	3
E-32	45
E-33	53
NO-ID	3
TOTAL	639

BATT	CASES
B-1	141
B-2	122
B-3	206
B-4	98
B-5	17
B-6	52
NO-ID	3
TOTAL	639

WARD	CASES
W-1	82
W-2	42
W-3	10
W-4	32
W-5	85
W-6	100
W-7	105
W-8	179
NO-ID	4
TOTAL	639

GEOSPATIAL DATA	CASES
ACTIVE AREA	17%
MIN/BOX	1
MAX/BOX	13
AVG/BOX	2

DISTRICT OF COLUMBIA FIRE AND EMS DEPARTMENT

Suspected Opioid Cases: ALL CASES (10/01/2019 to 07/01/2020)

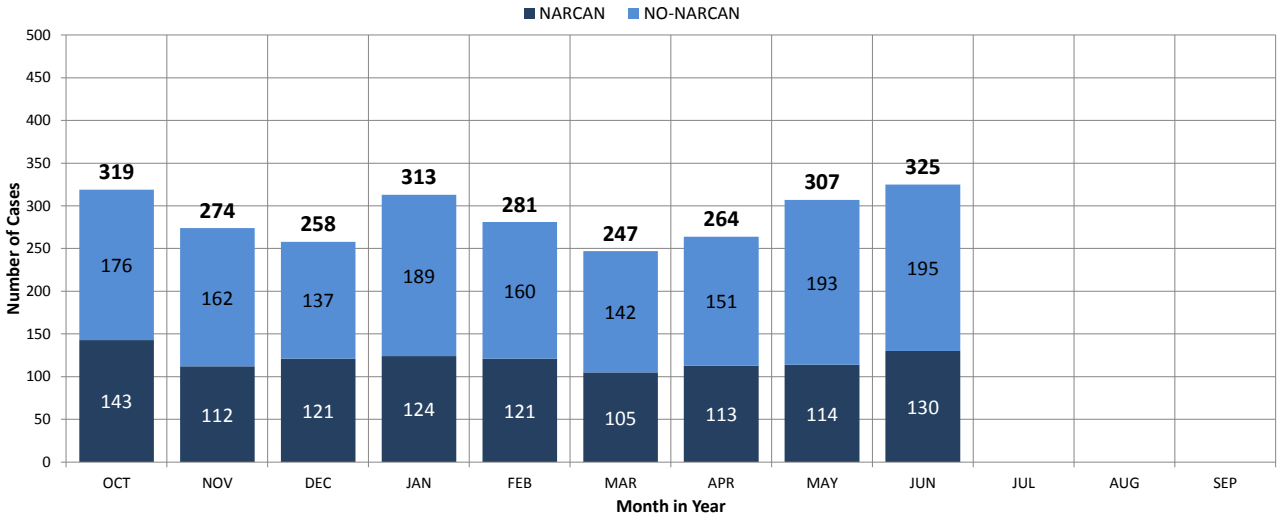

Suspected Opioid Cases: TRANSPORTS (10/01/2019 to 07/01/2020)

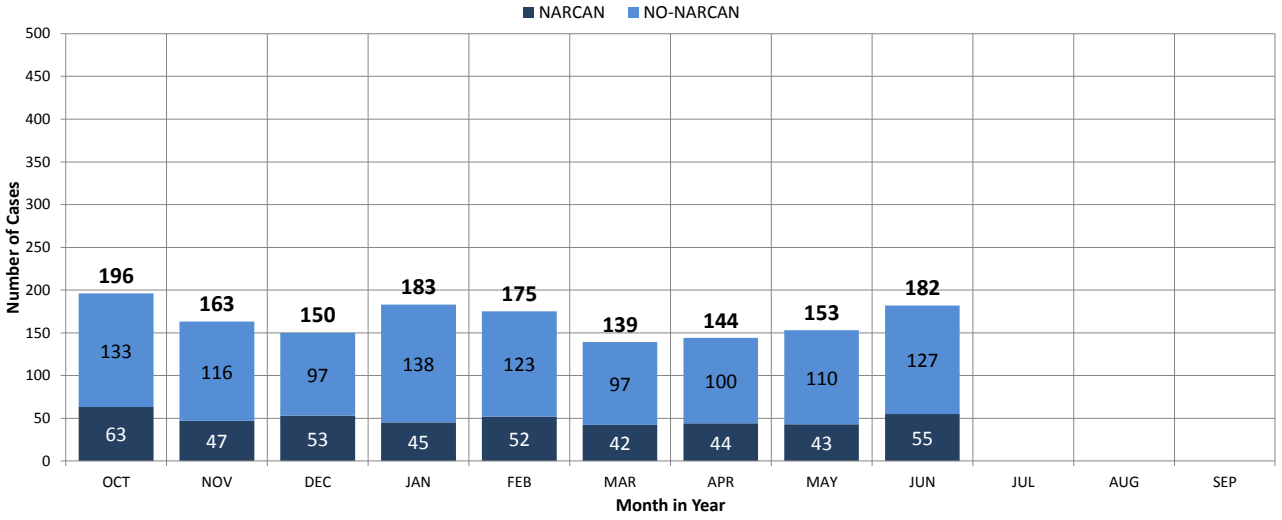

Suspected Opioid Cases: NO LOADS (10/01/2019 to 07/01/2020)

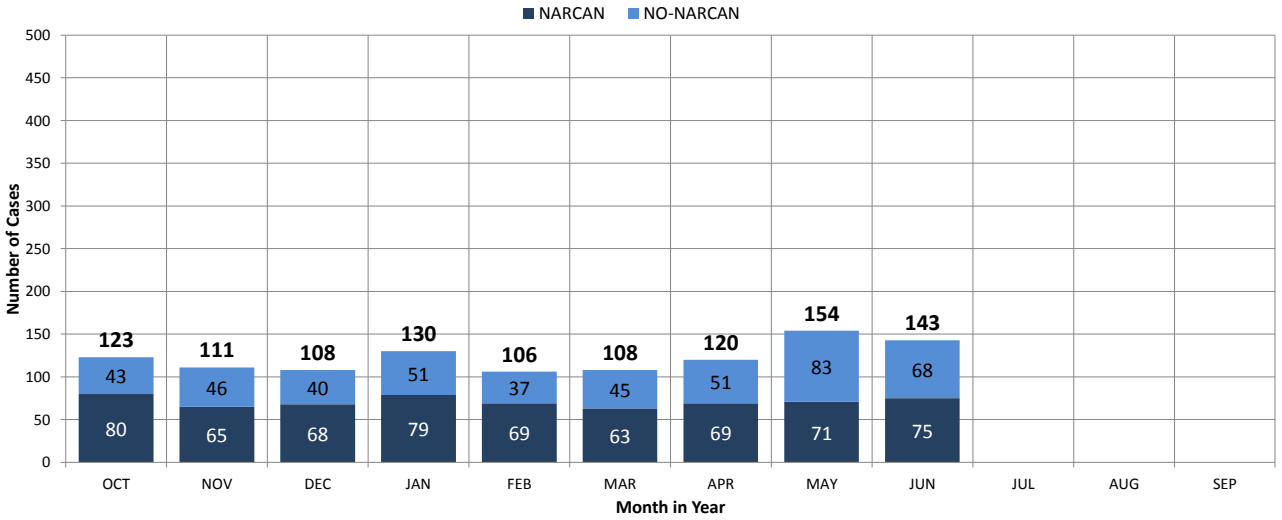

DISTRICT OF COLUMBIA FIRE AND EMS DEPARTMENT

Suspected Opioid Cases: ALL CASES - % NARCAN USE (10/01/2019 to 07/01/2020)

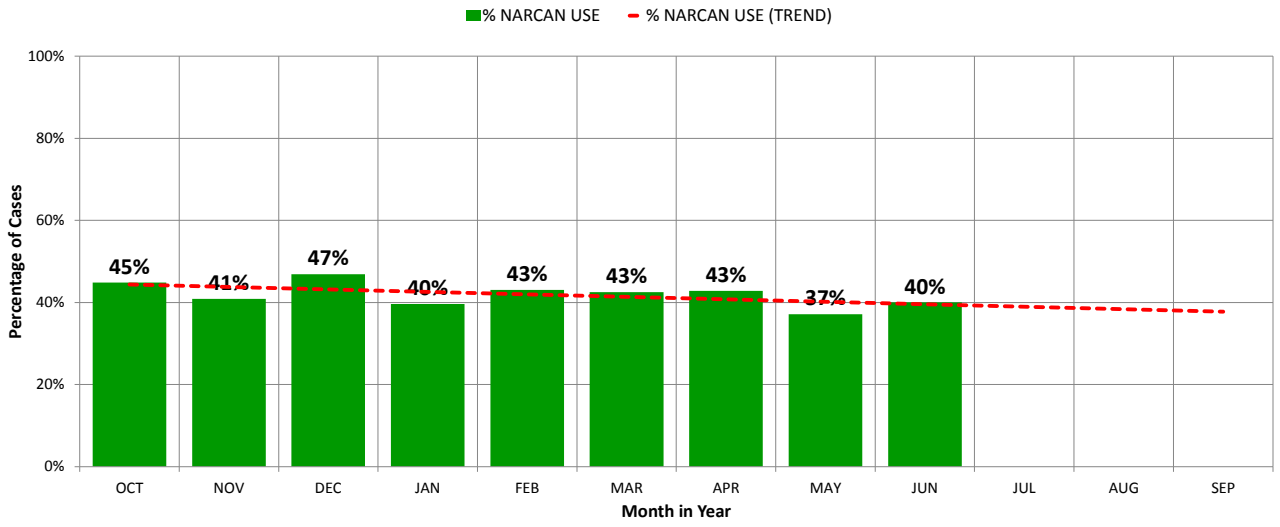

Suspected Opioid Cases: TRANSPORTS - % NARCAN USE (10/01/2019 to 07/01/2020)

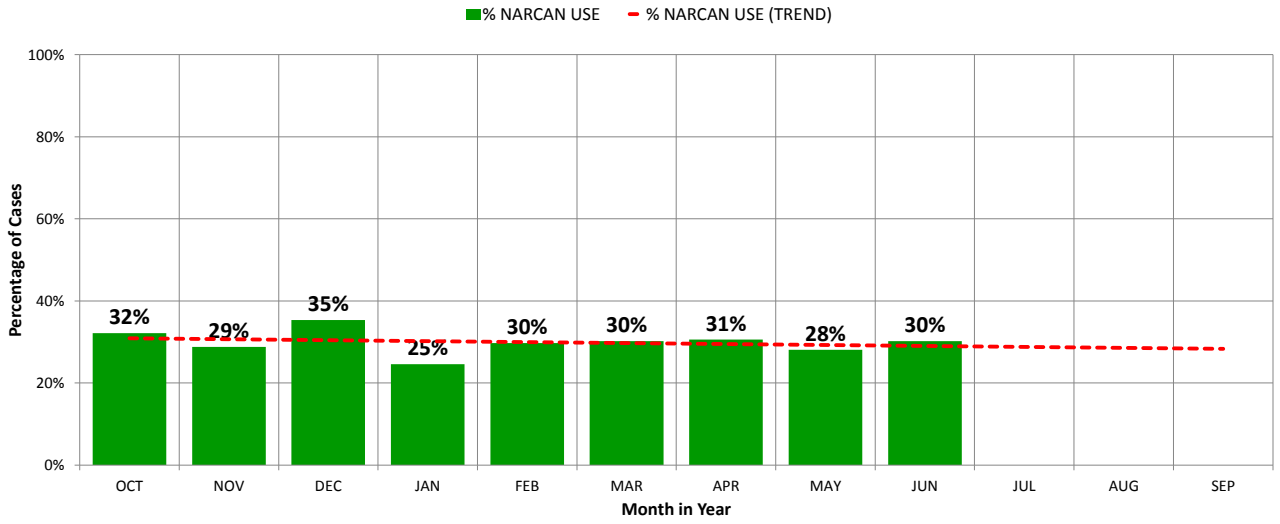

Suspected Opioid Cases: NO LOADS - % NARCAN USE (10/01/2019 to 07/01/2020)

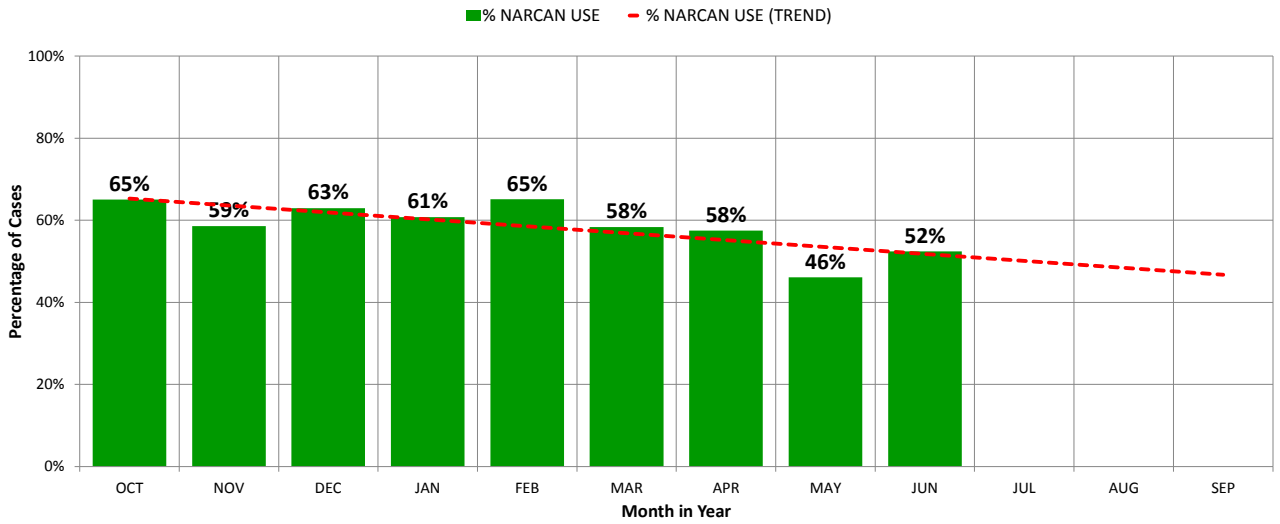

DISTRICT OF COLUMBIA FIRE AND EMS DEPARTMENT

Suspected Opioid Cases: ALL CASES - DISTRIBUTION (10/01/2019 to 07/01/2020)

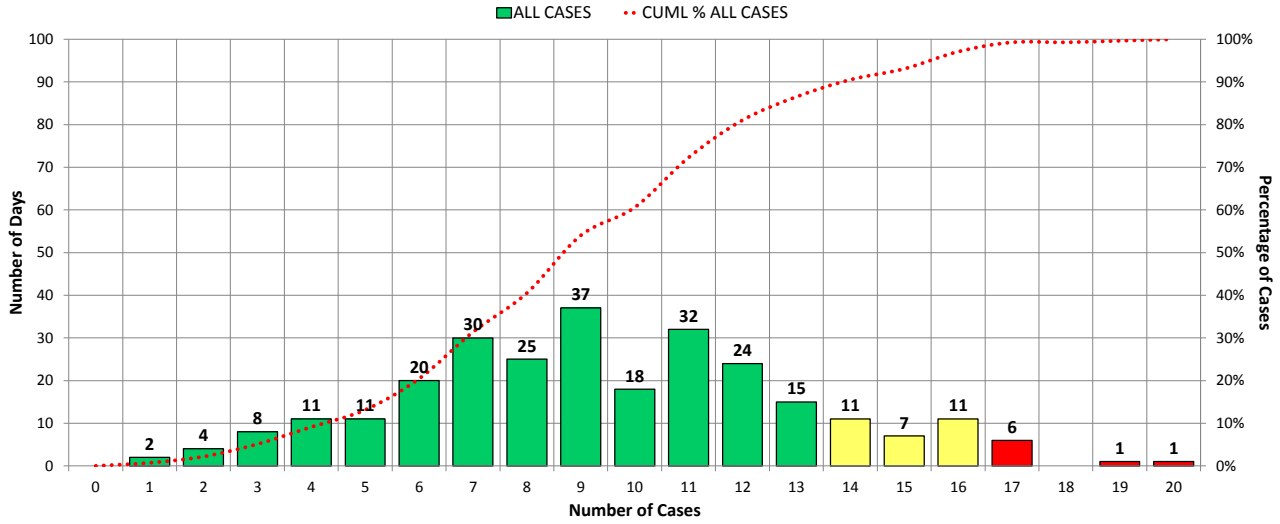

Suspected Opioid Cases: TRANSPORTS - DISTRIBUTION (10/01/2019 to 07/01/2020)

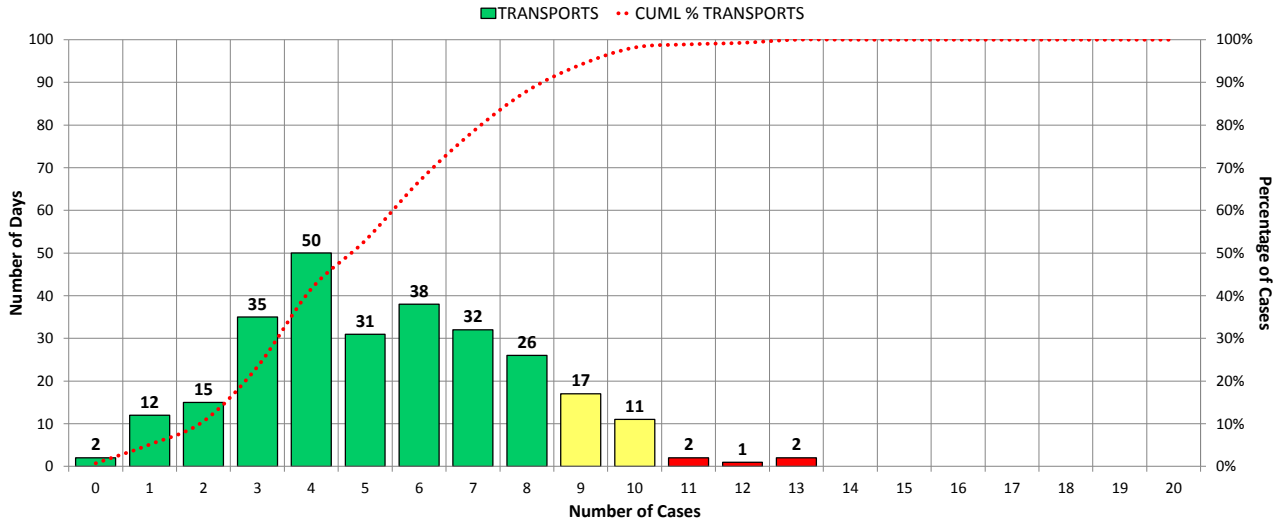
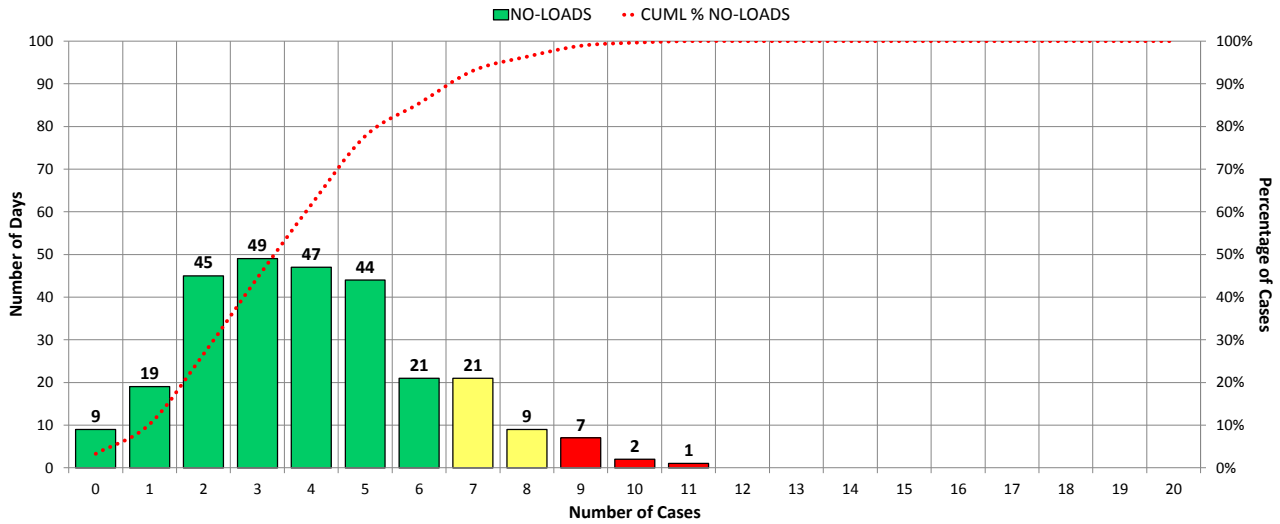
Suspected Opioid Cases: NO LOADS - DISTRIBUTION (10/01/2019 to 07/01/2020)